

Building evidence for conservation globally

# Journal of Threatened Taxa



Open Access

10.11609/jott.2022.14.3.20703-20810

[www.threatenedtaxa.org](http://www.threatenedtaxa.org)

26 March 2022 (Online & Print)

14(3): 20703-20810

ISSN 0974-7907 (Online)

ISSN 0974-7893 (Print)



ISSN 0974-7907 (Online); ISSN 0974-7893 (Print)

Publisher  
**Wildlife Information Liaison Development Society**  
www.wild.zooreach.org

Host  
**Zoo Outreach Organization**  
www.zooreach.org

No. 12, Thiruvannamalai Nagar, Saravanampatti - Kalapatti Road, Saravanampatti,  
Coimbatore, Tamil Nadu 641035, India

Ph: +91 9385339863 | [www.threatenedtaxa.org](http://www.threatenedtaxa.org)

Email: [sanjay@threatenedtaxa.org](mailto:sanjay@threatenedtaxa.org)

#### EDITORS

##### Founder & Chief Editor

**Dr. Sanjay Molur**

Wildlife Information Liaison Development (WILD) Society & Zoo Outreach Organization (ZOO),  
12 Thiruvannamalai Nagar, Saravanampatti, Coimbatore, Tamil Nadu 641035, India

##### Deputy Chief Editor

**Dr. Neelesh Dahanukar**

Noida, Uttar Pradesh, India

##### Managing Editor

**Mr. B. Ravichandran**, WILD/ZOO, Coimbatore, India

##### Associate Editors

**Dr. Mandar Paingankar**, Government Science College Gadchiroli, Maharashtra 442605, India

**Dr. Ulrike Streicher**, Wildlife Veterinarian, Eugene, Oregon, USA

**Ms. Priyanka Iyer**, ZOO/WILD, Coimbatore, Tamil Nadu 641035, India

**Dr. B.A. Daniel**, ZOO/WILD, Coimbatore, Tamil Nadu 641035, India

##### Editorial Board

**Dr. Russel Mittermeier**

Executive Vice Chair, Conservation International, Arlington, Virginia 22202, USA

**Prof. Mewa Singh Ph.D., FASC, FNA, FNASC, FNAPsy**

Ramanna Fellow and Life-Long Distinguished Professor, Biopsychology Laboratory, and  
Institute of Excellence, University of Mysore, Mysuru, Karnataka 570006, India; Honorary  
Professor, Jawaharlal Nehru Centre for Advanced Scientific Research, Bangalore; and Adjunct  
Professor, National Institute of Advanced Studies, Bangalore

**Stephen D. Nash**

Scientific Illustration, Conservation International, Dept. of Anatomical Sciences, Health Sciences  
Center, T-8, Room 045, Stony Brook University, Stony Brook, NY 11794-8081, USA

**Dr. Fred Pluthero**

Toronto, Canada

**Dr. Priya Davidar**

Sigur Nature Trust, Chadapatti, Mavinhalla PO, Nilgiris, Tamil Nadu 643223, India

**Dr. Martin Fisher**

Senior Associate Professor, Battcock Centre for Experimental Astrophysics, Cavendish  
Laboratory, JJ Thomson Avenue, Cambridge CB3 0HE, UK

**Dr. John Fellowes**

Honorary Assistant Professor, The Kadoorie Institute, 8/F, T.T. Tsui Building, The University of  
Hong Kong, Pokfulam Road, Hong Kong

**Prof. Dr. Mirco Solé**

Universidade Estadual de Santa Cruz, Departamento de Ciências Biológicas, Vice-coordenador  
do Programa de Pós-Graduação em Zoologia, Rodovia Ilhéus/Itabuna, Km 16 (45662-000)  
Salobrinho, Ilhéus - Bahia - Brasil

**Dr. Rajeev Raghavan**

Professor of Taxonomy, Kerala University of Fisheries & Ocean Studies, Kochi, Kerala, India

##### English Editors

**Mrs. Mira Bhojwani**, Pune, India

**Dr. Fred Pluthero**, Toronto, Canada

**Mr. P. Ilangoan**, Chennai, India

##### Web Development

**Mrs. Latha G. Ravikumar**, ZOO/WILD, Coimbatore, India

##### Typesetting

**Mr. Arul Jagadish**, ZOO, Coimbatore, India

**Mrs. Radhika**, ZOO, Coimbatore, India

**Mrs. Geetha**, ZOO, Coimbatore India

#### Fundraising/Communications

**Mrs. Payal B. Molur**, Coimbatore, India

#### Subject Editors 2019–2021

##### Fungi

Dr. B. Shivaraju, Bengaluru, Karnataka, India

Dr. R.K. Verma, Tropical Forest Research Institute, Jabalpur, India

Dr. Vatsavaya S. Raju, Kakatiya University, Warangal, Andhra Pradesh, India

Dr. M. Krishnappa, Jnana Sahyadri, Kuvempu University, Shimoga, Karnataka, India

Dr. K.R. Sridhar, Mangalore University, Mangalagangothri, Mangalore, Karnataka, India

Dr. Gunjan Biswas, Vidyasagar University, Midnapore, West Bengal, India

##### Plants

Dr. G.P. Sinha, Botanical Survey of India, Allahabad, India

Dr. N.P. Balakrishnan, Ret. Joint Director, BSI, Coimbatore, India

Dr. Shonil Bhagwat, Open University and University of Oxford, UK

Prof. D.J. Bhat, Retd. Professor, Goa University, Goa, India

Dr. Ferdinando Boero, Università del Salento, Lecce, Italy

Dr. Dale R. Calder, Royal Ontario Museum, Toronto, Ontario, Canada

Dr. Cleofas Cervancia, Univ. of Philippines Los Baños College Laguna, Philippines

Dr. F.B. Vincent Florens, University of Mauritius, Mauritius

Dr. Merlin Franco, Curtin University, Malaysia

Dr. V. Irudayaraj, St. Xavier's College, Palayamkottai, Tamil Nadu, India

Dr. B.S. Kholia, Botanical Survey of India, Gangtok, Sikkim, India

Dr. Pankaj Kumar, Kadoorie Farm and Botanic Garden Corporation, Hong Kong S.A.R., China

Dr. V. Sampath Kumar, Botanical Survey of India, Howrah, West Bengal, India

Dr. A.J. Solomon Raju, Andhra University, Visakhapatnam, India

Dr. Vijayasankar Raman, University of Mississippi, USA

Dr. B. Ravi Prasad Rao, Sri Krishnadevaraya University, Anantpur, India

Dr. K. Ravikumar, FRLHT, Bengaluru, Karnataka, India

Dr. Aparna Watve, Pune, Maharashtra, India

Dr. Qiang Liu, Xishuangbanna Tropical Botanical Garden, Yunnan, China

Dr. Noor Azhar Mohamed Shazili, Universiti Malaysia Terengganu, Kuala Terengganu, Malaysia

Dr. M.K. Vasudeva Rao, Shiv Ranjani Housing Society, Pune, Maharashtra, India

Prof. A.J. Solomon Raju, Andhra University, Visakhapatnam, India

Dr. Mandar Datar, Agharkar Research Institute, Pune, Maharashtra, India

Dr. M.K. Janarthanam, Goa University, Goa, India

Dr. K. Karthigeeyan, Botanical Survey of India, India

Dr. Errol Vela, University of Montpellier, Montpellier, France

Dr. P. Lakshminarasimhan, Botanical Survey of India, Howrah, India

Dr. Larry R. Noblick, Montgomery Botanical Center, Miami, USA

Dr. K. Haridasan, Pallavur, Palakkad District, Kerala, India

Dr. Analinda Manila-Fajard, University of the Philippines Los Banos, Laguna, Philippines

Dr. P.A. Sinu, Central University of Kerala, Kasaragod, Kerala, India

Dr. Afroz Alam, Banasthali Vidyapeeth (accredited A grade by NAAC), Rajasthan, India

Dr. K.P. Rajesh, Zamorin's Guruvayurappan College, GA College PO, Kozhikode, Kerala, India

Dr. David E. Boufford, Harvard University Herbaria, Cambridge, MA 02138-2020, USA

Dr. Ritesh Kumar Choudhary, Agharkar Research Institute, Pune, Maharashtra, India

Dr. Navendu Page, Wildlife Institute of India, Chandrabani, Dehradun, Uttarakhand, India

##### Invertebrates

Dr. R.K. Avasthi, Rohtak University, Haryana, India

Dr. D.B. Bastawade, Maharashtra, India

Dr. Partha Pratim Bhattacharjee, Tripura University, Suryamaninagar, India

Dr. Kailash Chandra, Zoological Survey of India, Jabalpur, Madhya Pradesh, India

Dr. Ansie Dippenaar-Schoeman, University of Pretoria, Queenswood, South Africa

Dr. Rory Dow, National Museum of Natural History Naturalis, The Netherlands

Dr. Brian Fisher, California Academy of Sciences, USA

Dr. Richard Gallon, Llandudno, North Wales, LL30 1UP

Dr. Hemant V. Ghate, Modern College, Pune, India

Dr. M. Monwar Hossain, Jahangirnagar University, Dhaka, Bangladesh

Mr. Jatishwor Singh Irungbam, Biology Centre CAS, Branišovská, Czech Republic.

Dr. Ian J. Kitching, Natural History Museum, Cromwell Road, UK

Dr. George Mathew, Kerala Forest Research Institute, Peechi, India

For Focus, Scope, Aims, and Policies, visit [https://threatenedtaxa.org/index.php/JoTT/aims\\_scope](https://threatenedtaxa.org/index.php/JoTT/aims_scope)

For Article Submission Guidelines, visit <https://threatenedtaxa.org/index.php/JoTT/about/submissions>

For Policies against Scientific Misconduct, visit [https://threatenedtaxa.org/index.php/JoTT/policies\\_various](https://threatenedtaxa.org/index.php/JoTT/policies_various)

continued on the back inside cover

Cover: Rufous-headed Hornbill *Rhabdotorrhinus waldeni* © Philip Godfrey C. Jakosalem.



## Nest colonies of Baya Weaver *Ploceus philippinus* (Linnaeus, 1766) on overhead power transmission cables in the agricultural landscape of Cuddalore and Villupuram districts (Tamil Nadu) and Puducherry, India

M. Pandian

No. F1901, AIS Housing Complex, Natesan Nagar West, Virugambakkam, Chennai, Tamil Nadu 600092, India.  
pandian.m14@gmail.com

**Abstract:** Nesting habits of Baya Weaver *Ploceus philippinus* with specific reference to overhead power transmission cables was studied between April and November 2021 in the agrarian landscape of 10 villages covering Cuddalore and Villupuram districts (Tamil Nadu), and Puducherry. A total of 408 nests of various stages (wad stage-35, ring stage-21, helmet stage-227, egg-chamber closed stage-49, complete nests-22, and abnormal nests-54) and 411 birds were enumerated on 25 nest colonies. The number of nests in each colony ranged from 1 to 82. Baya Weavers had selected power cables as nesting sites despite the availability of three nest-supporting trees ( $n=2,255$ ), such as *Cocos nucifera*, *Borassus flabellifer*, and *Phoenix sylvestris* within 500 m of nesting cables. Birds used leaves of sugarcane *Saccharum officinarum*, Indian Date Palm *Phoenix sylvestris*, and Narrow-leaf Cattail *Typha angustifolia* as a source of fibres for the construction of nests. Twenty-three out of 25 nest colonies were found on power cables running over sugarcane crops. Abnormal nests constituted 13.23% ( $n=54$ ) of the total nests and 92.91% ( $n=223$ ) helmet stage nests had clay deposits on the inner walls. A total of 285 fallen nests in various stages of development were scattered on the ground. There were opportunistic sightings of avian predators, such as House Crow *Corvus splendens*, Large-billed Crow *Corvus macrorhynchos*, Rufous Treepie *Dendrocitta vagabunda*, and Shikra *Accipiter badius* found perched on power cables bearing nests and caused damages to eight nests.

**Keywords:** Abnormal nests, clay deposit, nest development, nest predation, threats.

**Editor:** H. Byju, Coimbatore, Tamil Nadu, India.

**Date of publication:** 26 March 2022 (online & print)

**Citation:** Pandian, M. (2022). Nest colonies of Baya Weaver *Ploceus philippinus* (Linnaeus, 1766) on overhead power transmission cables in the agricultural landscape of Cuddalore and Villupuram districts (Tamil Nadu) and Puducherry, India. *Journal of Threatened Taxa* 14(3): 20721–20732. <https://doi.org/10.11609/jott.7748.14.3.20721-20732>

**Copyright:** © Pandian 2022. Creative Commons Attribution 4.0 International License. JoTT allows unrestricted use, reproduction, and distribution of this article in any medium by providing adequate credit to the author(s) and the source of publication.

**Funding:** None.

**Competing interests:** The author declares no competing interests.

**Author details:** M.Pandian has completed MSc., PhD., in Botany and BLIS from University of Madras and Bachelor of Education (BEd) from Annamalai University, Chidambaram and now serves in Tamil Nadu Police Department. His area of interest is ecology and nesting biology of birds and published a few papers on House Sparrows, Baya Weavers, Munias, Ring-necked Parakeets, and Indian Flying Fox.

**Acknowledgements:** I thank D. Balaji (Mailam), K. Sriram (Rettnai) for assistance in the collection of data and photography, A. Giridharan (Minnal), P. Logeswaran (Minnal), T. Selvapandian, and P. Poornima (Odisha) for data analysis/ preparation of maps.

## INTRODUCTION

Ploceidae is a family of small passerine birds, called weavers or bishops. They are native to the Old World, particularly Africa and tropical Asia. The genus *Ploceus* contains 64 species, of which four—*P. philippinus*, *P. manyar*, *P. benghalensis*, and *P. megarhynchus*—occur in India (Craig 2010; Gill & Donsker 2010). Baya Weaver *Ploceus philippinus* (Linnaeus, 1766) (Aves: Passeriformes: Ploceidae) is a social, polygamous, colonial nester and occurs in the Indian subcontinent (Ali et al. 1956), Java, Malacca, Sumatra (Blyth 1845; Wood 1926), China, Indonesia, Laos, Myanmar, Singapore, Thailand, and Vietnam (BirdLife International 2016). The IUCN Red List of Threatened Species has classified Baya Weaver under organisms of 'Least Concern' (Birdlife International 2016). In India, the breeding season of Baya Weaver is from May to November (Ali & Ripley 1987; Rasmussen & Anderton 2005). Baya Weavers select a variety of trees for nesting but prefer tall, unbranched trunks and long-swaying foliage of palm trees to keep away predators and provide convenient leaf strips for building nests (Davis 1974). Baya Weavers prefer *Cocos nucifera* along the west coast of the Indian peninsula, *Borassus flabellifer* along the east coast, and *Acacia nilotica* in the arid northwestern region (Sharma 1989). Dense canopies of nest-bearing trees possibly provide safety from predators and weather-related problems (Sharma 1991). The breeding biology of this bird was studied by Ali (1931), Ali & Ambedkar (1956), Ambedkar (1964), and Mathew (1977). Several workers have reported construction of abnormal nests (Ali & Ambedkar 1956; Ambedkar 1964; Crook 1964; Sharma 1989; Pandian 2018). Nests of Baya Weavers were found attached to telegraph lines along the Chittoor-Chandragiri routes (Kirkpatrick 1952), Kumaon Terai region of Nainital District (Uttarakhand) (Ambedkar 1969), and between Bangalore and Madras where sugarcane crops predominate (Subramanya 1982). Nests of Baya Weavers were recorded on electric cables in Assam and Tamil Nadu (Davis 1974). A total of 135 nests were observed on four power cables in Villupuram district, Tamil Nadu (Pandian 2018). Apart from these, no other detailed studies are available on the nesting of this bird on power cables in Tamil Nadu and Puducherry. Hence, the present study was carried out to fill this gap.

In this paper, I sought answers to questions relating to the choice of power cables for nest construction by Baya Weaver, with specific reference to Cuddalore and Villupuram districts (Tamil Nadu) and Puducherry. The following objectives were kept in mind in the study:

(1) extent and pattern of selection of power cables for nesting, (2) features of nest building including sources of nesting materials, stages of nest developments, plastering of clay on inner walls, and abnormalities, and (3) threats faced by the birds.

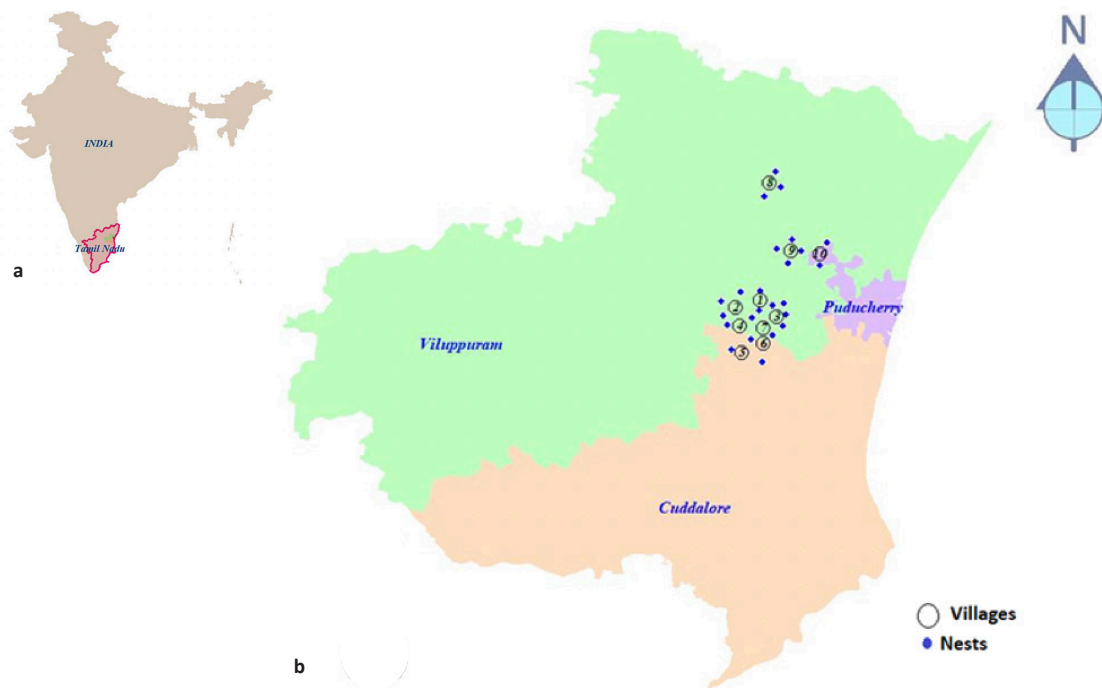
## MATERIALS AND METHODS

### Study Area

The present study was carried out in 10 villages covering Cuddalore and Villupuram northeastern districts of the state of Tamil Nadu and the Union Territory of Puducherry from the first week of April to the second week of November 2021. The study area spreads over 5,897 km<sup>2</sup>, with a human population of c. 5,630,000 (2011 Census). Agriculture is the primary occupation of the people. The major crops of the area are paddy *Oryza sativa*, sugarcane *Saccharum officinarum*, followed by jowar *Sorghum bicolor*, pearl millet *Pennisetum glaucum*, finger millet *Eleusine coracana*, foxtail millet *Setaria italica*, groundnut *Arachis hypogaea*, and green gram *Vigna radiata*. Flower and vegetable cultivations also occur. The maximum and minimum temperatures in the districts are 36 °C and 20 °C, respectively. The average annual rainfall is 1,060 mm (Figure 1).

### Methods

With help from field assistants/informants (2), I identified villages having definite populations of Baya Weaver and their nests on overhead power transmission cables and nest-supporting palms, such as *C. nucifera*, *B. flabellifer*, and *Phoenix sylvestris* in the agricultural lands in 10 villages in Cuddalore and Villupuram districts (Tamil Nadu) and Puducherry. The nests attached to all the power cables between two poles including solitary nests and nests observed on tree crown were considered a single nest colony. These nesting colonies were surveyed on daily basis between April and November 2021 without causing any disturbance to the nests and inhabiting birds. The observations were carried out from 0600 h to 1200 h and 1500 h to 1800 h when the birds were found active. The heights of the cables from the ground were ascertained from the details written on power transmission poles while heights between overhanging nests and crops, and the distance between the overhanging nests from bunds/pathways were measured using a dried bamboo stick. The sources of nesting materials and the type of cultivating crops underneath the overhanging power cables were recorded. Every 250 trips of males carrying



**Figure 1.** Study area map: a—India map showing Tamil Nadu and study site | b—Villupuram, Cuddalore district, and Puducherry map showing villages and locations of nest colonies. List of villages: (1) Sundaripalayam, (2) V. Agaram, (3) A.K. Kuchipalayam, (4) Kallipattu, (5) Varinjipakkam, (6) Poondi, (7) Kandrakottai, (8) Mozhiyanur, (9) Madurapakkam, and (10) Kunichampet.

fibres to power cables and nest-supporting trees were observed using binoculars and analysed the type nest materials carried by them. The locations of all the cables that bore nests/nest colonies were determined using GPS (Garmin Etrex 20x). The nests, their developmental stages including abnormal nests on power cables and nesting trees were recorded. Deposits of clay on the inner walls of helmet stage nests, damages to nests, and sightings of avian predators near nest colonies were observed by maintaining c. 30 m distance using Super Zenith 20 x 50 field binoculars, without disturbing nests and their residents. Fallen nests under the overhanging nest colonies were counted. Each nest colony was observed uninterruptedly for 60 min and the maximum number of birds observed in that colony was counted. To assess the proportions of three types of palms (*C. nucifera*, *B. flabellifer*, and *P. sylvestris*) used by Baya Weavers as nesting substrata within 500 m radii from nesting cables, all the individuals of three palms bearing nests and without nests were enumerated and preference assessed. The correlation between variables such as the total number of birds and nests observed on power cables was calculated using Pearson's Correlation Coefficient test. Utmost care was taken not to disturb the nests or birds and a minimum distance of c. 30 m was maintained during observations. No live nests, eggs,

chicks, or adult birds were disturbed, and only fallen nests were examined during the study period. Nikon P 1000 digital camera was used for photography and videography. Collected data were tabulated, analyzed and shown as graphs.

## RESULTS AND DISCUSSION

Males started to visit power cables carrying plant fibres during the third week of May 2021, and commenced nest construction. In total 408 nests of various developmental stages and 411 adult birds were enumerated on power cables/nest colonies at 25 sites. The number of nests in each colony ranged from 1 to 82, and three nest colonies with solitary nests were also recorded (Table 1). An average of 16.3 nests and 16.4 birds were counted on each nest colony. At 22 sites, the nesting power cables were found passing over sugarcane crops, while one passed over foxtail millet *Setaria italica* crop, guava *Psidium guajava* orchard, and Narrow leaf Cattail *T. angustifolia* reed (Image 1). The study also revealed that grain crops such as paddy, jowar, sorghum, finger millets, and foxtail millets were being cultivated within a 1-km radius of nest colonies. It indicates that the birds had chosen nesting sites on power cables



Image 1. Images showing overhanging nest colonies: a—Nest colony over Sugarcane crop field | b—Nest colony over Foxtail millet crop field | c—Nest colony over Guava orchard | d—Nest over Cattail reed area. © M. Pandian

running adjacent to grain crops, probably for forage for adult birds. Pearson's correlation coefficient test was conducted between the number of nests and the number of birds enumerated on the power cables bearing nests. The test indicated a strong positive correlation (0.939) between the number of nests and the number of birds observed on power cables (Figure 2).

#### Power cables as nesting substratum

Baya Weaver used power cables as nesting sites and constructed nests attached to these power cables. Electricity poles rose c. 5.6 m above the ground, while the cables were 5.2 m above the ground, with a distance of 60 m between two poles. A total of 408 nests in 25 nest colonies were observed. Within 500 m radii from the power cables bearing nest colonies, there were 2,296 nest-supporting trees, such as *C. nucifera* ( $n=1,856$ ), *B. flabellifer* ( $n=409$ ), and *P. sylvestris* ( $n=31$ ) in 10 villages. The birds had utilized only 1.78% ( $n=41$ ) of those nest-supporting trees and the remaining 98.22% nest-supporting trees ( $n=2,255$ ) of those three palm species (Arecaceae) were found not utilized by the

birds for the construction of nests. A total of 727 nests of various developmental stages were enumerated on those 41 nest-supporting trees. Out of 2,296 available nest supporting trees, the birds had proportionately utilized 1.78 % of *C. nucifera* trees ( $n=33$ ), 1.47% of *B. flabellifer* trees ( $n=6$ ), and 6.45% of *P. sylvestris* trees ( $n=2$ ). It reveals that the birds had proportionately preferred *P. sylvestris*, followed by *C. nucifera*, and *B. flabellifer* trees (Table 2). The utilization of only 41 trees out of 2,296 trees indicate that Baya Weavers selected power cables as nesting sites in the study area despite the availability of abundant nest-supporting trees ( $n=2,255$ ) around the power cables bore nests.

Colonization of Baya Weavers on telegraph and power lines has been reported earlier in Kumaon Terai region of Nainital District, Uttarakhand (Ambedkar 1969), Chittoor and Chandragiri regions (Kirkpatrick 1952), Tamil Nadu, and Assam (Davis 1974). Subramanya (1982) observed the presence of nests of Baya Weavers on telegraph wires between Bangalore and Madras (Chennai) regions. The occurrence of nest colonies on the power cables in the present study area corroborates the

**Table 1. Details of villages, GPS coordinates of a nest bearing power cables, number of individuals of Baya Weaver and nests in the study area as on fourth week of September 2021.**

	District	Name of the Village	GPS coordinates of power cables bearing nests	Crops underneath the power cables	Total no. of birds counted	Total no. of nests	Developmental stages of nests					
							Wad stage	Ring stage	Helmet stage stage	Egg chamber closed stage	Complete nests	Abnormal nests
1	Cuddalore	Sundaripalayam	11.896° N–79.549°E	Sugarcane	6	16	0	0	6	7	1	2
			11.887°N–79.548°E	Sugarcane	10	3	0	0	2	1	0	0
		V. Agaram	11.882° N–79.549°E	Sugarcane	7	5	0	0	3	0	0	2
			11.882° N–79.549°E	Sugarcane	48	29	5	4	12	3	2	3
		AK Kuchipalayam	11.860° N–79.550°E	Sugarcane	64	52	3	3	23	9	7	7
			11.859°N–79.551°E	Foxtail millet	22	20	2	4	9	5	0	0
			11.859°N–79.551°E	Sugarcane	5	5	0	0	4	0	1	0
			11.858° N–79.551°E	Sugarcane	4	3	0	0	2	1	0	0
		Kallipattu	11.857°N–79.556°E	Sugarcane	62	54	1	0	30	6	4	13
			11.855°N–79.553° E	Narrow leaf Catttail	1	3	1	0	2	0	0	0
		Varinjipakkam	11.852°N–79.552°E	Sugarcane	1	1	0	0	0	0	0	1
			11.816°N–79.530°E	Guava	3	10	0	0	6	1	0	3
		Poondi	11.825°N–79.530° E	Sugarcane	6	6	3	0	1	0	0	2
			11.825°N–79.531°E	Sugarcane	1	1	0	0	1	0	0	0
			11.825°N–79.530°E	Sugarcane	2	2	0	0	1	0	0	1
Kandrakottai	11.834° N–79.557°E	Sugarcane	10	10	0	1	5	0	0	4		
2.	Villupuram	Mozhiyanur	12.132°N–79.570°E	Sugarcane	6	2	0	0	2	0	0	0
			12.134° N–79.571°E	Sugarcane	9	8	0	0	8	0	0	0
			12.130° N–79.569° E	Sugarcane	1	1	0	0	1	0	0	0
		Madurapakkam	11.999°N–79.606° E	Sugarcane	38	57	0	0	41	9	4	3
			12.000°N–79.606°E	Sugarcane	12	16	8	4	4	0	0	0
			12.001°N–79.606° E	Sugarcane	17	17	0	0	11	3	0	3
			11.996°N–79.624°E	Sugarcane	68	82	12	5	48	4	3	10
		11.995° N–79.607° E	Sugarcane	4	3	0	0	3	0	0	0	
3.	Puducherry	Kunichampet	11.999°N–79.625°E	Sugarcane	4	2	0	0	2	0	0	
	Total	10 villages	25 sites	25 crop sites	411	408	35	21	227	49	22	54

**Table 2. Details of proportions of nest-supporting trees selected from available trees around 500m radii from nest bearing cables.**

Nest-supporting trees	Total no. of trees found within 500 m radii from nest bearing cables	Total no. of trees selected for nesting	The proportion of trees selected for nesting (%)
<i>Cocos nucifera</i>	1856	33	1.78
<i>Borassus flabellifer</i>	409	6	1.47
<i>Phoenix sylvestris</i>	31	2	6.45
Total	2296	41	-

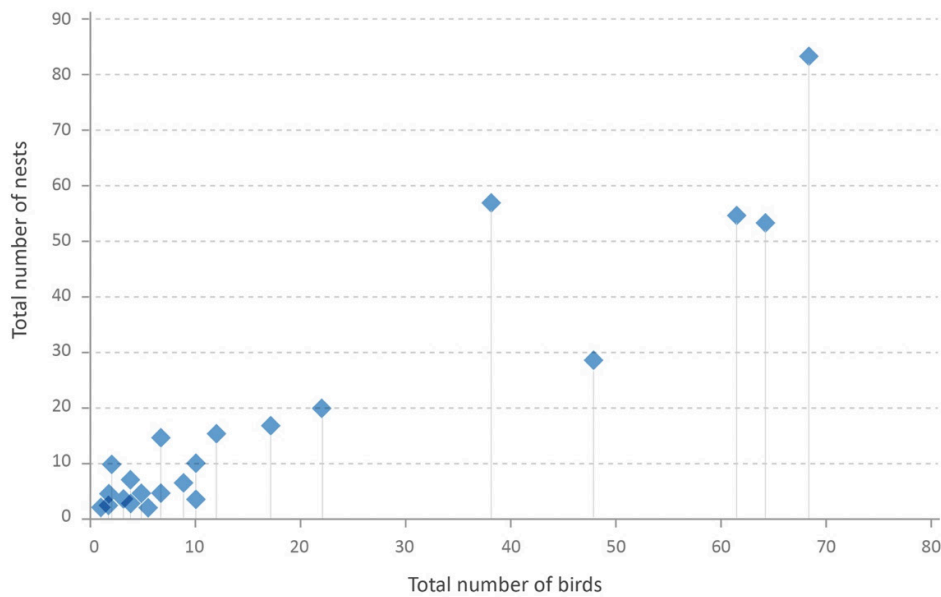


Figure 2. Pearson's correlation coefficient graph shows a relationship between the total number of birds and nests in the study area.

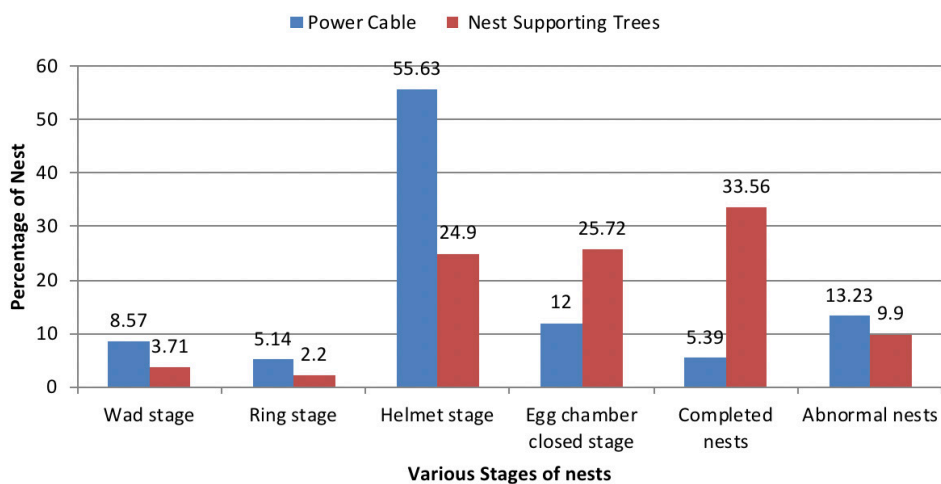


Figure 3. Comparison of various developmental stages of nests of Baya Weaver on power cables and potential nest-supporting trees in the study area.

findings of Ambedkar (1969), Kirkpatrick (1952), Davis (1974), and Subramanya (1982). Baya Weavers showed a preference for telegraph wires in the Bangalore–Madras regions where sugarcane and paddy crops predominate (Subramanya 1982). Similarly in the present study area, Baya Weavers used power cables as substrata for the construction of nests that passed over sugarcane crops (22 out of 25 sites). Birds have been found to have made nests at odd places like electric transmission cables when other suitable nesting sites were scarce (Toland 1990; Chace & Walsh 2006). However, in the present study area, it was found that despite availability of a sufficient

number of nest-supporting palm trees (n= 2,255) within a 500 m radius, the birds chose power cables, indicating that in this instance it was not the absence of traditional nesting sites that led birds to choose power cables, as found by Toland (1990) and Chace & Walsh (2006).

Subramanya (1982) put forward several reasons for birds preferring power cables overhanging sugarcane crops: (i) safety from terrestrial predators like snakes and lizards, (ii) availability of sugarcane crops throughout the breeding season, (iii) availability of paddy crops, and (iv) sugarcane crops serve as roosting sites during the non-breeding season. From the present we can add: (i)



abundant nesting materials, i.e., sugarcane leaves were available beneath 22 power cables and nearby (330–700 m) to another three power cables throughout the breeding season; (ii) availability of foraging grain crops such as paddy, pearl millet, finger millet, and foxtail millet, found within 500–1,000 m of nest colonies, and (iii) fewer anthropogenic disturbances like frequent climbing of palm trees by humans for fruits, leaves, and toddy, pruning of leaves bearing nests, and nest predation by humans. Hence, the present observations partially match the suggestions of Subramanya (1982). Also, the availability of a clear line of sight in all directions afforded by free-hanging cables may allow birds to detect the approach of predators.

### Colony size

The number of nests in each colony varied 1–82 nests per colony were observed on power cables, whereas 1–73 nests were observed on nest-supporting trees; 12% of nest colonies ( $n=3$ ) observed on power cables were solitary nests, as were 4.8% ( $n=2$ ) of nests observed on trees. Sharma (1989) had recorded 1–250 nests in Rajasthan, 5–24 nests in South Goa (Borkar & Komarpant 2003), 1–30 nests in Nanded (Achegawe et al. 2016), and 1–61 nests in Vellore district, Tamil Nadu (Pandian 2021a) and hence, the present observations of 1–82 nests on power cables and 1–73 nests on potential nest-supporting trees concur with the findings of previous studies (Pandian 2021a). This indicates that there exists no major variation in the number of nests in a colony either on power cables or nest-supporting trees.

### Distance with crop bunds

The distances between nest colonies ( $n=25$ ) and bunds in the vicinity were: one colony was directly over a bund in Madurapakkam village (11.999°N–79.606°E); nine colonies were 1–2 m away from the bunds; six colonies at 3–4 m distance; five colonies at 5–6 m; four colonies at >6 m. This indicates that the birds preferred power cables away from bunds/pathways for construction of nests, probably to avoid any human disturbances because nests on power cables were found hanging 4–4.5 m above the ground. The distance from bunds seems not to apply to potential nest-supporting trees, because all such trees occurred on crop bunds and nests were attached to palm fronds above 10 m from the ground.

### Source of fibres

A study of the source of nest materials revealed

that male Baya Weavers plucked fibres from leaves of sugarcane, Indian date palm, and narrow leaf cattail, made incisions on the leaf margins near the bases and tore off fine fibres toward the distal ends and then carried them to the power cables. They selected young leaves found around the terminal buds and avoided dried and partly dried old leaves. The study on 250 trips of males on power cables revealed that males brought fibres from sugarcane leaves in 241 trips, seven trips from Indian date palm, and two trips from narrow leaf cattail. The study on 250 trips of males on nest-supporting trees revealed that the males used fibres from Sugarcane (112 trips) and Indian date palm (138 trips) for the construction of nests. However, no instance of carrying fibre from narrow leaf cattail to nest-supporting trees was observed. This indicates that the birds used more fibres of sugarcane for the construction of nests on power cables, whereas more fibres of Indian date palm were used for the construction of nests on nest-supporting trees. Baya Weavers were found to have used leaves of *Phoenix* sp., coarse grass and paddy leave for the construction of nests in Kolaba district, Maharashtra (Ali 1931). In the present study, Baya Weavers used fibres from leaves of sugarcane, Indian date palm, and narrow leaf cattail, rather than fibres of grass, or paddy as observed by Wood (1926) and Ali (1931). The birds' preferential use of more fibres of Sugarcane on power cables and more fibres of Indian date palm on potential nest-supporting trees for the construction of nests require further studies.

### Developmental stages of nests

In the present study, out of a total of 408 nests counted on power cables, various stages of nests included: wad stage nests—8.6% ( $n=35$ ), Ring stage—5.2% ( $n=21$ ), helmet stage nests—55.6% ( $n=227$ ), egg-chamber closed stage nests—12% ( $n=49$ ), 5.4% complete nests—5.4% ( $n=22$ ), and abnormal nests—13.2% ( $n=54$ ). An average of 16.3 nests/nest colony was found on power cables. Various stages of nest developments are given in Image 2 and Figure 3.

On 41 potential nest-supporting plants, various stages of nests included: wad stage nests—3.71% ( $n=27$ ), Ring stage—2.2% ( $n=16$ ), helmet stage nests—24.9% ( $n=181$ ), egg-chamber closed stage nests—25.7% ( $n=187$ ), complete nests—33.6% ( $n=244$ ), and abnormal nests—9.9% ( $n=72$ ). An average of 17.7 nests/nest colony was observed on nesting trees (Image 2). Since further development of helmet stage nests depends on pairing, it was presumed that after being paired with a female, active breeding occurs in egg-chamber



Image 2. Images showing various stages of nest developments: a—Male carries plant fibres | b—Male attempts to plait a knot | c—Male strengthens a knot | d—Ring stage nest | e—Helmet stage nest | f—Egg-chamber closed stage nest | g—Complete nest | h—An abnormal nest. © M. Pandian

closed stage nests and complete nests. Based on that assumption, active breeding would occur in 17.4 % of nests (n= 71) attached to power cables, whereas active breeding would occur in 59.3% of nests (n= 432) on potential nest-supporting trees. It indicates that a proportionately less number of active nests were found on power cables when compared to nest-supporting trees as both occur in the same vicinity, i.e., within 500 radii. Proportionately, reducing the number of active nests (egg-chamber closed & complete nests) attached to power cables than the potential nest-supporting trees in the same area during the same breeding period requires further studies.

### Abnormal nests

Abnormal nests constituted 13.2% (n= 54) of the total nests (n= 408) and among them, 94.4% (n= 51) of abnormal nests were found overhanging sugarcane crops and the remaining 5.6% abnormal nests (n= 3) overhanging a Guava orchard, Foxtail millet crop, and narrow leaf cattail (Image 2h). Eight different types of abnormal nests were noticed: 35.2% (n= 19) abnormal nests belonged to 1+1/2 storeyed type, followed by 22.2% (n= 12) 1+1 storeyed type, 16.6% (n= 9) mixed abnormal types, 9.3% (n= 5) 1/2+1/2 storeyed, 7.4% (n= 4) fused nests, 5.6% (n= 3) 1/2+1 storeyed, one multi-stalked, and one chain-storeyed nest.

Some other species of the genus *Ploceus* also construct abnormal nests. Black-breasted Weaver *Ploceus benghalensis* constructs an abnormal entrance tube with more than 1-m length (Mishra 2004). Spectacled Weaver *Ploceus ocularis* constructs an abnormal entrance tube two meters in length in southern Africa (Maclean 1985). African Black-headed Weaver *Ploceus cucullatus* constructs kidney-shaped nests with abnormal supernumerary antechamber or with bottomless nests in Africa (Collias & Collias 1962). Southern Masked Weaver *Ploceus velatus* constructs one of the most abnormal nests among the weaver birds in South Africa, Angola, Zambia, and Mozambique. Streaked Weaver *Ploceus manyar* constructs abnormal nests with short entrance tubes in India and long entrance tubes in Java (Delacour 1947). Sakalava Weaver *Ploceus sakalava* constructs nests with shorter entrance tubes in the arid habitats and long entrance tubes in the other parts of Madagascar. In India, the abnormal nests of Baya Weaver were studied by Ali et al. (1956) and Ambedkar (1958, 1980) in Pune, Maharashtra, and Sharma (1985, 1988, 1995) in Rajasthan. Thirteen distinct types of abnormal nests were recorded in South Goa (Borkar & Komarpant 2003). Two-storeyed and three-storeyed types of nests

were studied in Nanded, Maharashtra (Achegawe et al. 2016). Fifteen types of abnormal nests were recorded in Villupuram district, Tamil Nadu (Pandian 2018). But in the present study area, only eight different types of abnormal nests were observed on power cables.


### Deposition of clay in the nests

The males have the habit of plastering wet clay on the inner walls of helmet stage nests, and such plastering of clay takes place immediately after the construction of helmet stage nests and before the arrival of females to select such nests. Observation on 240 helmet stage nests attached to power cables using binoculars revealed that clay deposits were found on 92.9% (n= 223) nests and the remaining 7.1% (n= 17) nests were free of clay deposits. It was not possible to view and ascertain clay deposits in the remaining 168 nests. Dissection of two fallen nests (helmet stage-1 and egg-chamber closed-1) revealed that patches of clay were observed on either side of the nests. No females were seen carrying wet clay to the nests.

Plastering of inner walls of the nest with wet clay is done when the nest construction reaches the helmet stage before pairing with females (Dewar 1909; Ali 1931; Ambedkar 1969; Borkar & Komarpant 2003). Wood (1926) had suggested that plastering of clay helps to stabilize the nest in strong winds. The mud on either side of the nest may stabilize the swinging nest in high winds (Crook 1963). He added that female was never found bringing mud. In the present study also, 7.1% (n= 17) helmet stage nests do not have clay deposits, and hence this matches with the findings of Davis (1974). The habits of smudging of clay in the nests were common in three species of Asian weavers (*P. manyar*, *P. benghalensis*, and *P. philippinus*) and not found in African Weaver (Crook 1963; Davis 1974). Hence, the observance of clay deposits in the present study corroborates the findings of the above authors. Davis (1973) had recorded that about 18.3% of nests did not show the presence of mud blobs on the inner walls of nests in South Goa. In the present study also 7.1% of nests did not show traces of clay and hence it matches with the observations of Davis (1974) (Image 3ab).

### Fallen nests

A total of 285 nests in various developmental stages (wad stage-63, ring stage-48, helmet stage-86, egg-chamber closed stage-30, and complete nests-58) had fallen from the nest colonies, and were found scattered on the ground in sugarcane and other crop fields. Among the fallen nests, six complete nests contained 11



**Image 3.** Pictures showing clay deposits in helmet stage nests, fallen nests, and nest damage: a & b—Deposits of clay on the inner wall of helmet stage nests | c & d—Fallen nests | e—Damaged nests | f—Dissected fallen nests containing damaged egg. © M. Pandian

**Table 3.** Details of avian predators were observed in the vicinity of nesting colony in the study area.

	Name of the predator	No. of sightings noted	Damages caused to nests
1	House Crow	45	2
2	Large-billed Crow	21	5
3	Shikra	5	0
4	Rufous Treepie	6	1
	Total	77	8

damaged eggs (Image 3f). Rivalry exists among males during the earlier stages of nest construction and some males had cut down the nests of other males in Pooa City, Maharashtra (Ali et al. 1956). They also stated that many completed nests were blown down due to recurring spells of bad weather during June–August in the Bombay area causing mortality to nest colonies. Pandian (2021a) had recorded 458 fallen nests of various developmental stages under the nest-supporting plants in 26 villages

in Arakkonam taluk, Tamil Nadu due to various biotic and abiotic factors. A male Baya Weaver had cut down its nest by lacerating the stalk in Villupuram district (Pandian 2021b). Hence, the observations of 285 fallen nests in the study area might be due to various biotic/abiotic factors like slippery nature of aluminium cables, plaiting of weak knots, south-west monsoon, or cutting down of nests by rival male Baya Weavers as stated by Ali et al. (1956) and Pandian (2021a,b).

### Predation threats

Opportunistic sightings of predatory birds, such as House Crow *Corvus splendens*, Large-billed Crow *Corvus macrorhynchos*, Rufous Treepie *Dendrocitta vagabunda*, and Shikra *Accipiter badius* were made in the vicinity of nest colonies attached to power cables during the study period. But no incident of predation of adult birds was observed. Whenever predators landed on nest-bearing power cables, all the birds deserted the nesting sites to roost on adjacent sugarcane crops or *Prosopis juliflora* trees. Eight incidents of nest damages by three avian predators, viz., House Crow, Large-billed Crow, and Rufous Treepie were observed during the study period. Rufous Treepie made puncture by creating a circular hole near the brood chamber of one complete nest and it was not possible to ascertain whether Rufous Treepie predated eggs/chicks or not (Image 3de). Among 408 nests, 32 nests (egg-chamber closed stage-9, complete nests-16, and abnormal nests-7) in the colonies were found damaged. Ali (1931) had stated that agitated behaviours of birds were observed when Crow Pheasants *Centropus sinensis* appeared in close proximity of nesting bearing trees in Kolaba district, Maharashtra, and also observed Shikra making an unsuccessful stoop on nest colony. In the present study also individuals of Baya Weaver had exhibited agitated behaviour when House Crows, Large-Billed Crow, Shikra, and Rufous Treepie visited nesting sites as stated by Ali (1931). Nest predation by the treepie was reported in Arakkonam Taluk, Tamil Nadu (Pandian 2021a). Hence, the present observation of agitated behaviour of birds when sighting avian predators and 32 damaged nests including a hole on the egg-chamber matches with the observations of Ali (1931) and Pandian (2021a) (Table 3).

### CONCLUSION

This is the first systematic study on the preference of Baya Weaver towards power transmission cables as nesting substrata, stages of nests, abnormal nests,

and probable threats to the nests on such cables in the study area. The survey revealed that Baya Weavers preferred electric cables and avoided readily available species of palms, such as *B. flabellifer*, *C. nucifera*, and *P. sylvestris* for nesting. Among the three palm species, the birds proportionately preferred *P. sylvestris* over the other two palms. However, this species seems to be in low availability in the study area. Hence it is suggested that planting more *P. sylvestris* and preventing felling the same can create more habitats for Baya Weavers. These three palms are an integral part of rural areas and they are also associated with rural cottage industries. Increasing urbanization by conversion of cultivated lands into residential areas, industrialization, widening of roads along with indiscriminate felling of these principal nest-supporting plants that are vital for Baya Weaver is a conservation issue in this landscape. The increasing practice of monoculture of *Casuarina*, sugarcane, vegetables, and flower crops, declining areas of cultivation of cereals and millets cause a shortage of food grains to adult birds. Destruction of viable nests due to various anthropogenic factors and abiotic factors (monsoon winds and rains) also causes severe stress on the breeding of Baya Weaver. They preferred power cables away from bunds/pathways in the croplands for the construction of nests probably to avoid any human disturbances. Abnormal nests constituted 13.2% of total nests and 92.9% of helmet stage nests contained clay depots on inner walls. House Crow, Large-billed Crow, and Rufous Treepie had damaged nests of Baya Weaver. The breeding period of this bird was found varied on power cables and potential nest-supporting trees. The survey is limited to 10 villages, but this is part of a larger geographical area that has a potential for a high nesting population of Baya Weaver which, however, faces threats from the changing rural landscape. Local communities, particularly landholders, agricultural workers, and school students should be sensitized to understand the need to preserve the populations of this species.

### REFERENCES

- Ali, S. (1931). The nesting habits of the Baya (*Ploceus philippinus*). *Journal of the Bombay Natural History Society* 4(4): 947–964.
- Ali, S. & V.C. Ambedkar (1956). Notes on the Baya Weaver Bird *Ploceus philippinus* Linn. *Journal of the Bombay Natural History Society* 53: 381–389.
- Ali, S., Vijayakumar & C.V. Ambedkar (1956). Notes on the Baya weaver Bird. *Journal of the Bombay Natural History Society* 53: 381–389.
- Ali, S. & S.D. Ripley (1987). *Birds of India and Pakistan*. Oxford University Press, New Delhi, 737 pp.
- Ambedkar, V.C. (1958). Notes on the Baya breeding season. *Journal of*

- the *Bombay Natural History Society* 55(1): 100–106.
- Ambedkar, V.C. (1964).** Some Indian weaver birds: a contribution to their breeding biology, University of Bombay, Bombay.
- Ambedkar, V.C. (1969).** Notes on the Baya, "*Ploceus philippinus*" (Linnaeus) on telegraph wires. *Journal of the Bombay Natural History Society* 66(3): 624.
- Ambedkar, V.C. (1980).** Abnormal nests of the Baya Weaver Bird *Ploceus philippinus* (Linn.). *Journal of the Bombay Natural History Society* 75(supplement): 1205–1211.
- BirdLife International (2016).** *Ploceus philippinus*: The red list of threatened species. Accessed on 05 August 2021. <https://doi.org/10.2305/IUCN-UK.2016-3.RLTS.T22719005A94606190.en>
- Blyth (1845).** Notices and descriptions of various new or little known species of birds. *Journal of the Asiatic Society of Bengal*. Vol. XIV, Part-II, Bishop's College Press, Calcutta, 553 pp.
- Borkar, M.R. & N. Komarpant (2003).** Observations on the nesting ecology of Baya Weaver bird (*Ploceus philippinus* Linn.) in South Goa, with notes on aberrant nest designs. *Ecology, Environment and Conservation* 9(2): 217–227.
- Chace, J.F. & J.J. Welsh (2006).** Urban efforts on native avifauna: a review. *Landscape Urban Plane* 74: 46–99.
- Collias, N.E. & E.C. Collias (1962).** An experimental study of the mechanisms of nest building in a weaverbird. *The Auk* 79: 568–595.
- Craig, A.J.F.K. (2010).** Family Ploceidae (Weavers), pp. 73–197. In del Hoyo, J., A. Elliott & D.A. Christie (eds). *Handbook of the Birds of the World Warblers*. Lynx Edicions, Barcelona, Spain.
- Crook, J.H. (1963).** A Comparative Analysis of Nest Structure in the Weaver Birds (Ploceinae). *Ibis* 105: 238–262.
- Crook, J.H. (1964).** Field experiments on the nest construction and repair behavior of certain Weaver birds. *Proceedings of the Zoological Society*, London 142: 217–255.
- Dawar, T.A. (1974).** Selection of nesting trees and the frequency of nest visits by Baya Weaver birds. *Journal of the Bombay Natural History Society* 71(3): 356–366.
- Delacour, J. (1947).** *Birds of Malasia*. The Macmillan Company, New York, 382 pp.
- Devas, D. (1909).** The nesting habits of Baya. *Journal of the Bombay Natural History Society* 19(3): 627–634.
- Gill, F & D. Donsker (2010).** Old World Sparrows, snow finches, weavers. World bird list version 8.2. International Ornithologists Union. Accessed on 22 January 2022.
- Kirkpatrick, K.M. (1952).** Baya (*Ploceus philippinus* Linnaeus) nests on telegraph wires. *Journal of the Bombay Natural History Society* 52: 657.
- Maclean, G.L. (1985).** Roberts' Birds of Southern Africa, Cape Town: John Voelter Bird Book Fund.
- Mathew, D.N. (1971).** Ecology and biology of the Baya Weaver Bird *Ploceus philippinus*. Ph.D. Dissertation, University of Bombay, Bombay.
- Mathew, G. (1977).** A Sporadic Bird Pest, *Ploceus philippinus* (Linnaeus) attacking paddy plants at Mannuthy, Kerala. *Research Journal of Kerala* 15(1): 96.
- Mishra, N. (2004).** Abnormal nest of the Black-breasted weaver *Ploceus benghalensis*. *Newsletter for Ornithologists* 1(3): 45.
- Pandian, M. (2018).** Baya Weaver Bird: Nest colonies and abnormal nests of *Ploceus philippinus* in Tindivanam Taluk, Villupuram District, Tamil Nadu, India. *Bird-o-Soar* 24. In: *Zoo's Print* 33(12): 15–27.
- Pandian, M. (2021a).** Nesting habits of Baya Weaver *Ploceus philippinus* (Linnaeus, 1776) in rural Arakkonam Taluk, Vellore district, Tamil Nadu, India. *Journal of the Bombay Natural History Society* 118: 03–17.
- Pandian, M. (2021b).** Incidences of White-rumped Munia occupying the nest of Baya Weaver in Villupuram District, Tamil Nadu. *Bird-o-soar* 65. In: *Zoo's Print* 36 (1): 07–09.
- Rasmussen, P.C. & J.C. Anderton (2005).** The Birds of South Asia: The Ripley Guide, 2 Volumes, Smithsonian Institute, Washington, D. C. & Lynx Edicions, Barcelona.
- Sharma, S.K. (1985).** A study on qualitative aspects of abnormal nesting in Baya Weaver Bird *Ploceus philippinus* Linn. *Journal of the Bombay Natural History Society* 60: 50–54.
- Sharma, S.K. (1988).** Buttressed nest of Baya Weaver Bird *Ploceus philippinus* (Linn.). *Journal of the Bombay Natural History Society* 85(2): 432.
- Sharma, S.K. (1989).** Host plants used by Baya Weaver Bird *Ploceus philippinus* (L.) for nesting in Udaipur district, Rajasthan. *Journal of the Bombay Natural History Society* 86: 453–454.
- Sharma, S.K. (1991).** Nests of Baya Weaver Birds *Ploceus philippinus* and wintering Arthropods. *Journal of the Bombay Natural History Society* 88(2): 289–290.
- Sharma, S.K. (1995).** A study of abnormal nests of Baya Weaver bird *Ploceus philippinus* (L.) in Rajasthan. *Journal of the Bombay Natural History Society* 92: 1205–1211.
- Subramanya, S. (1982).** Baya nests on telegraph wires *Newsletter for Birdwatchers* 22(6): 3–4.
- Toland, B. (1990).** Use of power poles for nesting by Red-Tailed Hawks in SC Florida. *Florida Field Naturalist* 18: 52–55.
- Wood, C.A. (1926).** The nest of the Baya Weaver bird. *The Auk* 43(3): 295–302.

Dr. John Noyes, Natural History Museum, London, UK  
 Dr. Albert G. Orr, Griffith University, Nathan, Australia  
 Dr. Sameer Padhye, Katholieke Universiteit Leuven, Belgium  
 Dr. Nancy van der Poorten, Toronto, Canada  
 Dr. Kareen Schnabel, NIWA, Wellington, New Zealand  
 Dr. R.M. Sharma, (Retd.) Scientist, Zoological Survey of India, Pune, India  
 Dr. Manju Siliwal, WILD, Coimbatore, Tamil Nadu, India  
 Dr. G.P. Sinha, Botanical Survey of India, Allahabad, India  
 Dr. K.A. Subramanian, Zoological Survey of India, New Alipore, Kolkata, India  
 Dr. P.M. Sureshan, Zoological Survey of India, Kozhikode, Kerala, India  
 Dr. R. Varatharajan, Manipur University, Imphal, Manipur, India  
 Dr. Eduard Vives, Museu de Ciències Naturals de Barcelona, Terrassa, Spain  
 Dr. James Young, Hong Kong Lepidopterists' Society, Hong Kong  
 Dr. R. Sundararaj, Institute of Wood Science & Technology, Bengaluru, India  
 Dr. M. Nithyanandan, Environmental Department, La Ala Al Kuwait Real Estate. Co. K.S.C., Kuwait  
 Dr. Himender Bharti, Punjabi University, Punjab, India  
 Mr. Purnendu Roy, London, UK  
 Dr. Saito Motoki, The Butterfly Society of Japan, Tokyo, Japan  
 Dr. Sanjay Sondhi, TITLI TRUST, Kalpavriksh, Dehradun, India  
 Dr. Nguyen Thi Phuong Lien, Vietnam Academy of Science and Technology, Hanoi, Vietnam  
 Dr. Nitin Kulkarni, Tropical Research Institute, Jabalpur, India  
 Dr. Robin Wen Jiang Ngiam, National Parks Board, Singapore  
 Dr. Lionel Monod, Natural History Museum of Geneva, Genève, Switzerland.  
 Dr. Asheesh Shivam, Nehru Gram Bharti University, Allahabad, India  
 Dr. Rosana Moreira da Rocha, Universidade Federal do Paraná, Curitiba, Brasil  
 Dr. Kurt R. Arnold, North Dakota State University, Saxony, Germany  
 Dr. James M. Carpenter, American Museum of Natural History, New York, USA  
 Dr. David M. Claborn, Missouri State University, Springfield, USA  
 Dr. Kareen Schnabel, Marine Biologist, Wellington, New Zealand  
 Dr. Amazonas Chagas Júnior, Universidade Federal de Mato Grosso, Cuiabá, Brasil  
 Mr. Monsoon Jyoti Gogoi, Assam University, Silchar, Assam, India  
 Dr. Heo Chong Chin, Universiti Teknologi MARA (UiTM), Selangor, Malaysia  
 Dr. R.J. Shiel, University of Adelaide, SA 5005, Australia  
 Dr. Siddharth Kulkarni, The George Washington University, Washington, USA  
 Dr. Priyadarsanan Dharma Rajan, ATREE, Bengaluru, India  
 Dr. Phil Alderslade, CSIRO Marine And Atmospheric Research, Hobart, Australia  
 Dr. John E.N. Veron, Coral Reef Research, Townsville, Australia  
 Dr. Daniel Whitmore, State Museum of Natural History Stuttgart, Rosenstein, Germany.  
 Dr. Yu-Feng Hsu, National Taiwan Normal University, Taipei City, Taiwan  
 Dr. Keith V. Wolfe, Antioch, California, USA  
 Dr. Siddharth Kulkarni, The Hormiga Lab, The George Washington University, Washington, D.C., USA  
 Dr. Tomas Ditrich, Faculty of Education, University of South Bohemia in Ceske Budejovice, Czech Republic  
 Dr. Mihaly Foldvari, Natural History Museum, University of Oslo, Norway  
 Dr. V.P. Uniyal, Wildlife Institute of India, Dehradun, Uttarakhand 248001, India  
 Dr. John T.D. Caleb, Zoological Survey of India, Kolkata, West Bengal, India  
 Dr. Priyadarsanan Dharma Rajan, Ashoka Trust for Research in Ecology and the Environment (ATREE), Royal Enclave, Bangalore, Karnataka, India

#### Fishes

Dr. Neelesh Dahanukar, IISER, Pune, Maharashtra, India  
 Dr. Topiltzin Contreras MacBeath, Universidad Autónoma del estado de Morelos, México  
 Dr. Heok Hee Ng, National University of Singapore, Science Drive, Singapore  
 Dr. Rajeev Raghavan, St. Albert's College, Kochi, Kerala, India  
 Dr. Robert D. Sluka, Chiltern Gateway Project, A Rocha UK, Southall, Middlesex, UK  
 Dr. E. Vivekanandan, Central Marine Fisheries Research Institute, Chennai, India  
 Dr. Davor Zanella, University of Zagreb, Zagreb, Croatia  
 Dr. A. Biju Kumar, University of Kerala, Thiruvananthapuram, Kerala, India  
 Dr. Akhilesh K.V., ICAR-Central Marine Fisheries Research Institute, Mumbai Research Centre, Mumbai, Maharashtra, India  
 Dr. J.A. Johnson, Wildlife Institute of India, Dehradun, Uttarakhand, India

#### Amphibians

Dr. Sushil K. Dutta, Indian Institute of Science, Bengaluru, Karnataka, India  
 Dr. Annemarie Ohler, Muséum national d'Histoire naturelle, Paris, France

#### Reptiles

Dr. Gernot Vogel, Heidelberg, Germany  
 Dr. Raju Vyasa, Vadodara, Gujarat, India  
 Dr. Pritpal S. Soorae, Environment Agency, Abu Dhabi, UAE.  
 Prof. Dr. Wayne J. Fuller, Near East University, Mersin, Turkey  
 Prof. Chandrashekhar U. Rivonker, Goa University, Taleigao Plateau, Goa, India  
 Dr. S.R. Ganesh, Chennai Snake Park, Chennai, Tamil Nadu, India  
 Dr. Himansu Sekhar Das, Terrestrial & Marine Biodiversity, Abu Dhabi, UAE

#### Birds

Dr. Hem Sagar Baral, Charles Sturt University, NSW Australia  
 Mr. H. Byju, Coimbatore, Tamil Nadu, India  
 Dr. Chris Bowden, Royal Society for the Protection of Birds, Sandy, UK  
 Dr. Priya Davidar, Pondicherry University, Kalapet, Puducherry, India  
 Dr. J.W. Duckworth, IUCN SSC, Bath, UK  
 Dr. Rajah Jayapal, SACON, Coimbatore, Tamil Nadu, India  
 Dr. Rajiv S. Kalsi, M.L.N. College, Yamuna Nagar, Haryana, India  
 Dr. V. Santharam, Rishi Valley Education Centre, Chittoor Dt., Andhra Pradesh, India  
 Dr. S. Balachandran, Bombay Natural History Society, Mumbai, India  
 Mr. J. Praveen, Bengaluru, India  
 Dr. C. Srinivasulu, Osmania University, Hyderabad, India  
 Dr. K.S. Gopi Sundar, International Crane Foundation, Baraboo, USA  
 Dr. Gombobaatar Sunde, Professor of Ornithology, Ulaanbaatar, Mongolia  
 Prof. Reuven Yosef, International Birding & Research Centre, Eilat, Israel  
 Dr. Taej Mundkur, Wetlands International, Wageningen, The Netherlands  
 Dr. Carol Inskipp, Bishop Auckland Co., Durham, UK  
 Dr. Tim Inskipp, Bishop Auckland Co., Durham, UK  
 Dr. V. Gokula, National College, Tiruchirappalli, Tamil Nadu, India  
 Dr. Arkady Lelej, Russian Academy of Sciences, Vladivostok, Russia  
 Dr. Simon Dowell, Science Director, Chester Zoo, UK  
 Dr. Mário Gabriel Santiago dos Santos, Universidade de Trás-os-Montes e Alto Douro, Quinta de Prados, Vila Real, Portugal  
 Dr. Grant Connette, Smithsonian Institution, Royal, VA, USA  
 Dr. M. Zafar-ul Islam, Prince Saud Al Faisal Wildlife Research Center, Taif, Saudi Arabia

#### Mammals

Dr. Giovanni Amori, CNR - Institute of Ecosystem Studies, Rome, Italy  
 Dr. Anwaruddin Chowdhury, Guwahati, India  
 Dr. David Mallon, Zoological Society of London, UK  
 Dr. Shomita Mukherjee, SACON, Coimbatore, Tamil Nadu, India  
 Dr. Angie Appel, Wild Cat Network, Germany  
 Dr. P.O. Nameer, Kerala Agricultural University, Thrissur, Kerala, India  
 Dr. Ian Redmond, UNEP Convention on Migratory Species, Lansdown, UK  
 Dr. Heidi S. Riddle, Riddle's Elephant and Wildlife Sanctuary, Arkansas, USA  
 Dr. Karin Schwartz, George Mason University, Fairfax, Virginia.  
 Dr. Lala A.K. Singh, Bhubaneswar, Orissa, India  
 Dr. Mewa Singh, Mysore University, Mysore, India  
 Dr. Paul Racey, University of Exeter, Devon, UK  
 Dr. Honnavalli N. Kumara, SACON, Anaikatty P.O., Coimbatore, Tamil Nadu, India  
 Dr. Nishith Dharaiya, HNG University, Patan, Gujarat, India  
 Dr. Spartaco Gippoliti, Socio Onorario Società Italiana per la Storia della Fauna "Giuseppe Altobello", Rome, Italy  
 Dr. Justus Joshua, Green Future Foundation, Tiruchirappalli, Tamil Nadu, India  
 Dr. H. Raghuram, The American College, Madurai, Tamil Nadu, India  
 Dr. Paul Bates, Harison Institute, Kent, UK  
 Dr. Jim Sanderson, Small Wild Cat Conservation Foundation, Hartford, USA  
 Dr. Dan Challenger, University of Kent, Canterbury, UK  
 Dr. David Mallon, Manchester Metropolitan University, Derbyshire, UK  
 Dr. Brian L. Cypher, California State University-Stanislaus, Bakersfield, CA  
 Dr. S.S. Talmale, Zoological Survey of India, Pune, Maharashtra, India  
 Prof. Karan Bahadur Shah, Budhanilakantha Municipality, Kathmandu, Nepal  
 Dr. Susan Cheyne, Borneo Nature Foundation International, Palangkaraja, Indonesia  
 Dr. Hemanta Kafley, Wildlife Sciences, Tarleton State University, Texas, USA

#### Other Disciplines

Dr. Aniruddha Belsare, Columbia MO 65203, USA (Veterinary)  
 Dr. Mandar S. Paingankar, University of Pune, Pune, Maharashtra, India (Molecular)  
 Dr. Jack Tordoff, Critical Ecosystem Partnership Fund, Arlington, USA (Communities)  
 Dr. Ulrike Streicher, University of Oregon, Eugene, USA (Veterinary)  
 Dr. Hari Balasubramanian, EcoAdvisors, Nova Scotia, Canada (Communities)  
 Dr. Rayanna Hellem Santos Bezerra, Universidade Federal de Sergipe, São Cristóvão, Brazil  
 Dr. Jamie R. Wood, Landcare Research, Canterbury, New Zealand  
 Dr. Wendy Collinson-Jonker, Endangered Wildlife Trust, Gauteng, South Africa  
 Dr. Rajeshkumar G. Jani, Anand Agricultural University, Anand, Gujarat, India  
 Dr. O.N. Tiwari, Senior Scientist, ICAR-Indian Agricultural Research Institute (IARI), New Delhi, India  
 Dr. L.D. Singla, Guru Angad Dev Veterinary and Animal Sciences University, Ludhiana, India  
 Dr. Rupika S. Rajakaruna, University of Peradeniya, Peradeniya, Sri Lanka  
 Dr. Bahar Baviskar, Wild-CER, Nagpur, Maharashtra 440013, India

#### Reviewers 2019–2021

Due to pausivity of space, the list of reviewers for 2018–2020 is available online.

The opinions expressed by the authors do not reflect the views of the Journal of Threatened Taxa, Wildlife Information Liaison Development Society, Zoo Outreach Organization, or any of the partners. The journal, the publisher, the host, and the partners are not responsible for the accuracy of the political boundaries shown in the maps by the authors.

Print copies of the Journal are available at cost. Write to:  
 The Managing Editor, JoTT,  
 c/o Wildlife Information Liaison Development Society,  
 No. 12, Thiruvannamalai Nagar, Saravanampatti - Kalapatti Road,  
 Saravanampatti, Coimbatore, Tamil Nadu 641035, India  
 ravi@threatenedtaxa.org

**Journal of Threatened Taxa** is indexed/abstracted in Bibliography of Systematic Mycology, Biological Abstracts, BIOSIS Previews, CAB Abstracts, EBSCO, Google Scholar, Index Copernicus, Index Fungorum, JournalSeek, National Academy of Agricultural Sciences, NewJour, OCLC WorldCat, SCOPUS, Stanford University Libraries, Virtual Library of Biology, Zoological Records.

NAAS rating (India) 5.64



[www.threatenedtaxa.org](http://www.threatenedtaxa.org)

OPEN ACCESS



The Journal of Threatened Taxa (JoTT) is dedicated to building evidence for conservation globally by publishing peer-reviewed articles online every month at a reasonably rapid rate at [www.threatenedtaxa.org](http://www.threatenedtaxa.org). All articles published in JoTT are registered under [Creative Commons Attribution 4.0 International License](https://creativecommons.org/licenses/by/4.0/) unless otherwise mentioned. JoTT allows unrestricted use, reproduction, and distribution of articles in any medium by providing adequate credit to the author(s) and the source of publication.

ISSN 0974-7907 (Online) | ISSN 0974-7893 (Print)

March 2022 | Vol. 14 | No. 3 | Pages: 20703–20810

Date of Publication: 26 March 2022 (Online & Print)

DOI: 10.11609/jott.2022.14.3.20703-20810

#### Article

##### Distribution and habitat-use of Dhole *Cuon alpinus* (Mammalia: Carnivora: Canidae) in Parsa National Park, Nepal

– Santa Bahadur Thing, Jhamak Bahadur Karki, Babu Ram Lamichhane, Shashi Shrestha, Uba Raj Regmi & Rishi Ranabhat, Pp. 20703–20712

#### Communications

##### Habitat preference and population density of threatened Visayan hornbills *Penelopides panini* and *Rhabdotornhinus waldeni* in the Philippines

– Andrew Ross T. Reintar, Lisa J. Paguntalan, Philip Godfrey C. Jakosalem, Al Christian D. Quidet, Dennis A. Warguez & Emelyn Peñaranda, Pp. 20713–20720

##### Nest colonies of Baya Weaver *Ploceus philippinus* (Linnaeus, 1766) on overhead power transmission cables in the agricultural landscape of Cuddalore and Villupuram districts (Tamil Nadu) and Puducherry, India

– M. Pandian, Pp. 20721–20732

##### Status and distribution of Mugger Crocodile *Crocodylus palustris* in the southern stretch of river Cauvery in Melagiris, India

– Rahul Gour, Nikhil Whitaker & Ajay Kartik, Pp. 20733–20739

##### Dragonflies and damselflies (Insecta: Odonata) of Jabalpur, Madhya Pradesh, India

– Ashish Tiple, Vivek Sharma & Sonali V. Padwad, Pp. 20740–20746

##### Spatial and temporal variation in the diversity of malacofauna from Aripal stream of Kashmir Himalaya, India

– Zahoor Ahmad Mir & Yahya Bakhtiyar, Pp. 20747–20757

##### A checklist of blue-green algae (Cyanobacteria) from Punjab, India

– Yadvinder Singh, Gurdarshan Singh, D.P. Singh & J.I.S. Khattar, Pp. 20758–20772

#### Short Communications

##### Breeding biology of Sri Lanka White-eye *Zosterops ceylonensis* (Aves: Passeriformes: Zosteropidae) in tropical montane cloud forests, Sri Lanka

– W.D.S.C. Dharmarathne, P.H.S.P.Chandrasiri & W.A.D. Mahaulpatha, Pp. 20773–20779

##### Two new species of army ants of the *Aenictus ceylonicus* group (Hymenoptera: Formicidae) from Kerala, India

– Anupa K. Antony & G. Prasad, Pp. 20780–20785

##### Addition of three new angiosperm taxa to the flora of Bangladesh

– M. Ashrafuzzaman, M. Khairul Alam & A.K.M. Golam Sarwar, Pp. 20786–20791

##### A new distribution record of *Memecylon clarkeanum* Cogn. (Melastomataceae) to Karnataka from Sharavathi river basin, central Western Ghats, India

– Malve Sathisha Savinaya, Jogattappa Narayana, Venkatarangaiah Krishna & KalamANJI Govindaiah Girish, Pp. 20792–20797

#### Notes

##### First record of Doherty's Dull Oakblue *Arhopala khamti* Doherty, 1891 from upper Assam, India

– Arun Pratap Singh, Pp. 20798–20800

##### A new species of *Pancratium* Dill. ex L. (Amaryllidaceae) from Eastern Ghats of India

– R. Prameela, J. Prakasa Rao, S.B. Padal & M. Sankara Rao, Pp. 20801–20804

##### *Tribulus ochroleucus* (Maire) Ozenda & Quezel (Zygophyllaceae) - a new addition to the flora of India

– K. Ravikumar, Umeshkumar Tiwari, Balachandran Natesan & N. Arun Kumar, Pp. 20805–20807

##### Abnormalities in the female spikelets of *Coix lacryma-jobi* L. (Poaceae) India

– Nilesh Appaso Madhav & Kumar Vinod Chhotupuri Gosavi, Pp. 20808–20810

Publisher & Host

