

Building evidence for conservation globally

Journal of Threatened Taxa

10.11609/jott.2023.15.1.22355-22558

www.threatenedtaxa.org

26 January 2023 (Online & Print)

15(1): 22355-22558

ISSN 0974-7907 (Online)

ISSN 0974-7893 (Print)

Open Access





ISSN 0974-7907 (Online); ISSN 0974-7893 (Print)

Publisher
Wildlife Information Liaison Development Society
www.wild.zooreach.org

Host
Zoo Outreach Organization
www.zooreach.org

43/2 Varadarajulu Nagar, 5th Street West, Ganapathy, Coimbatore, Tamil Nadu 641035, India
Registered Office: 3A2 Varadarajulu Nagar, FCI Road, Ganapathy, Coimbatore, Tamil Nadu 641006, India
Ph: +91 9385339863 | www.threatenedtaxa.org
Email: sanjay@threatenedtaxa.org

EDITORS

Founder & Chief Editor

Dr. Sanjay Molur

Wildlife Information Liaison Development (WILD) Society & Zoo Outreach Organization (ZOO),
43/2 Varadarajulu Nagar, 5th Street West, Ganapathy, Coimbatore, Tamil Nadu 641035, India

Deputy Chief Editor

Dr. Neelesh Dahanukar

Noida, Uttar Pradesh, India

Managing Editor

Mr. B. Ravichandran, WILD/ZOO, Coimbatore, India

Associate Editors

Dr. Mandar Paingankar, Government Science College Gadchiroli, Maharashtra 442605, India

Dr. Ulrike Streicher, Wildlife Veterinarian, Eugene, Oregon, USA

Ms. Priyanka Iyer, ZOO/WILD, Coimbatore, Tamil Nadu 641035, India

Dr. B.A. Daniel, ZOO/WILD, Coimbatore, Tamil Nadu 641035, India

Editorial Board

Dr. Russel Mittermeier

Executive Vice Chair, Conservation International, Arlington, Virginia 22202, USA

Prof. Mewa Singh Ph.D., FASC, FNA, FNASC, FNAPsy

Ramanna Fellow and Life-Long Distinguished Professor, Biopsychology Laboratory, and Institute of Excellence, University of Mysore, Mysuru, Karnataka 570006, India; Honorary Professor, Jawaharlal Nehru Centre for Advanced Scientific Research, Bangalore; and Adjunct Professor, National Institute of Advanced Studies, Bangalore

Stephen D. Nash

Scientific Illustration, Conservation International, Dept. of Anatomical Sciences, Health Sciences Center, T-8, Room 045, Stony Brook University, Stony Brook, NY 11794-8081, USA

Dr. Fred Pluthero

Toronto, Canada

Dr. Priya Davidar

Sigur Nature Trust, Chadapatti, Mavinhalla PO, Nilgiris, Tamil Nadu 643223, India

Dr. Martin Fisher

Senior Associate Professor, Battcock Centre for Experimental Astrophysics, Cavendish Laboratory, JJ Thomson Avenue, Cambridge CB3 0HE, UK

Dr. John Fellowes

Honorary Assistant Professor, The Kadoorie Institute, 8/F, T.T. Tsui Building, The University of Hong Kong, Pokfulam Road, Hong Kong

Prof. Dr. Mirco Solé

Universidade Estadual de Santa Cruz, Departamento de Ciências Biológicas, Vice-coordenador do Programa de Pós-Graduação em Zoologia, Rodovia Ilhéus/Itabuna, Km 16 (45662-000) Salobrinho, Ilhéus - Bahia - Brasil

Dr. Rajeev Raghavan

Professor of Taxonomy, Kerala University of Fisheries & Ocean Studies, Kochi, Kerala, India

English Editors

Mrs. Mira Bhojwani, Pune, India

Dr. Fred Pluthero, Toronto, Canada

Mr. P. Ilangoan, Chennai, India

Ms. Sindhura Stothra Bhashyam, Hyderabad, India

Web Development

Mrs. Latha G. Ravikumar, ZOO/WILD, Coimbatore, India

Typesetting

Mrs. Radhika, ZOO, Coimbatore, India

Mrs. Geetha, ZOO, Coimbatore India

Fundraising/Communications

Mrs. Payal B. Molur, Coimbatore, India

Subject Editors 2019–2021

Fungi

Dr. B. Shivaraju, Bengaluru, Karnataka, India

Dr. R.K. Verma, Tropical Forest Research Institute, Jabalpur, India

Dr. Vatsavaya S. Raju, Kakatiya University, Warangal, Andhra Pradesh, India

Dr. M. Krishnappa, Jnana Sahyadri, Kuvempu University, Shimoga, Karnataka, India

Dr. K.R. Sridhar, Mangalore University, Mangalagangothri, Mangalore, Karnataka, India

Dr. Gunjan Biswas, Vidyasagar University, Midnapore, West Bengal, India

Plants

Dr. G.P. Sinha, Botanical Survey of India, Allahabad, India

Dr. N.P. Balakrishnan, Ret. Joint Director, BSI, Coimbatore, India

Dr. Shonil Bhagwat, Open University and University of Oxford, UK

Prof. D.J. Bhat, Retd. Professor, Goa University, Goa, India

Dr. Ferdinando Boero, Università del Salento, Lecce, Italy

Dr. Dale R. Calder, Royal Ontario Museum, Toronto, Ontario, Canada

Dr. Cleofas Cervancia, Univ. of Philippines Los Baños College Laguna, Philippines

Dr. F.B. Vincent Florens, University of Mauritius, Mauritius

Dr. Merlin Franco, Curtin University, Malaysia

Dr. V. Irudayaraj, St. Xavier's College, Palayamkottai, Tamil Nadu, India

Dr. B.S. Kholia, Botanical Survey of India, Gangtok, Sikkim, India

Dr. Pankaj Kumar, Kadoorie Farm and Botanic Garden Corporation, Hong Kong S.A.R., China

Dr. V. Sampath Kumar, Botanical Survey of India, Howrah, West Bengal, India

Dr. A.J. Solomon Raju, Andhra University, Visakhapatnam, India

Dr. Vijayasankar Raman, University of Mississippi, USA

Dr. B. Ravi Prasad Rao, Sri Krishnadevaraya University, Anantpur, India

Dr. K. Ravikumar, FRLHT, Bengaluru, Karnataka, India

Dr. Aparna Watve, Pune, Maharashtra, India

Dr. Qiang Liu, Xishuangbanna Tropical Botanical Garden, Yunnan, China

Dr. Noor Azhar Mohamed Shazili, Universiti Malaysia Terengganu, Kuala Terengganu, Malaysia

Dr. M.K. Vasudeva Rao, Shiv Ranjani Housing Society, Pune, Maharashtra, India

Prof. A.J. Solomon Raju, Andhra University, Visakhapatnam, India

Dr. Mandar Datar, Agharkar Research Institute, Pune, Maharashtra, India

Dr. M.K. Janarthanam, Goa University, Goa, India

Dr. K. Karthikeyan, Botanical Survey of India, India

Dr. Errol Vela, University of Montpellier, Montpellier, France

Dr. P. Lakshminarasimhan, Botanical Survey of India, Howrah, India

Dr. Larry R. Noblick, Montgomery Botanical Center, Miami, USA

Dr. K. Haridasan, Pallavur, Palakkad District, Kerala, India

Dr. Analinda Manila-Fajard, University of the Philippines Los Baños, Laguna, Philippines

Dr. P.A. Sinu, Central University of Kerala, Kasaragod, Kerala, India

Dr. Afroz Alam, Banasthali Vidyapeeth (accredited A grade by NAAC), Rajasthan, India

Dr. K.P. Rajesh, Zamorin's Guruvayurappan College, GA College PO, Kozhikode, Kerala, India

Dr. David E. Boufford, Harvard University Herbaria, Cambridge, MA 02138-2020, USA

Dr. Ritesh Kumar Choudhary, Agharkar Research Institute, Pune, Maharashtra, India

Dr. Navendu Page, Wildlife Institute of India, Chandrabani, Dehradun, Uttarakhand, India

Dr. Kannan C.S. Warrior, Institute of Forest Genetics and Tree Breeding, Tamil Nadu, India

Invertebrates

Dr. R.K. Avasthi, Rohtak University, Haryana, India

Dr. D.B. Bastawade, Maharashtra, India

Dr. Partha Pratim Bhattacharjee, Tripura University, Suryamaninagar, India

Dr. Kailash Chandra, Zoological Survey of India, Jabalpur, Madhya Pradesh, India

Dr. Ansie Dippenaar-Schoeman, University of Pretoria, Queenswood, South Africa

Dr. Rory Dow, National Museum of Natural History Naturalis, The Netherlands

Dr. Brian Fisher, California Academy of Sciences, USA

Dr. Richard Gallon, Ilandudno, North Wales, LL30 1UP

Dr. Hemant V. Ghate, Modern College, Pune, India

Dr. M. Monwar Hossain, Jahangirnagar University, Dhaka, Bangladesh

Mr. Jatishwor Singh Irungbam, Biology Centre CAS, Branišovská, Czech Republic.

Dr. Ian J. Kitching, Natural History Museum, Cromwell Road, UK

For Focus, Scope, Aims, and Policies, visit https://threatenedtaxa.org/index.php/JoTT/aims_scope

For Article Submission Guidelines, visit <https://threatenedtaxa.org/index.php/JoTT/about/submissions>

For Policies against Scientific Misconduct, visit https://threatenedtaxa.org/index.php/JoTT/policies_various

continued on the back inside cover

Cover: Whale Shark *Rhincodon typus* and Reef - made with poster colours. © P. Kritika.



Food habits of the Red Fox *Vulpes vulpes* (Mammalia: Carnivora: Canidae) in Dachigam National Park of the Kashmir Himalaya, India

Kulsum Ahmad Bhat¹ , Bilal A. Bhat² , Bashir A. Ganai³ , Aamir Majeed⁴ , Naziya Khurshid⁵ 
& Muniza Manzoor⁶ 

^{1,2,4,5,6} Department of Zoology, University of Kashmir, Srinagar, Jammu & Kashmir 190006, India.

³ Centre of Research for Development (CORD), University of Kashmir, Srinagar, Jammu & Kashmir 190006, India.

¹ kulsumbhat11@gmail.com (corresponding author), ² bilalwildlife@gmail.com, ³ bbcganai@gmail.com, ⁴ majeed.amir24@gmail.com,

⁵ naziya.scholar@kashmiruniversity.net, ⁶ munizamanzoor78@gmail.com

Abstract: Food habits of the Red Fox *Vulpes vulpes* were studied in Dachigam National Park of the Kashmir Himalaya from December 2017 to November 2018 by scat analysis. A total of 246 scats were collected across seasons from different habitat types of the park. The diet of the Red Fox was characterized by a wider prey spectrum with small rodents, plants, and Himalayan Grey Langur *Semnopithecus ajax* as the major food items. The dietary behaviour showed slight seasonal variation with more invertebrates and plant material (fruits, berries, & grasses) during spring and summer. The food niche of the canid was wider in the warm season than in the cold season. Diet analysis revealed substantial use of anthropogenic food sources (human refuse and livestock carrion) by the Red Fox. The frequency of occurrence of human refuse and livestock carrion in the scats of the canid species varied seasonally. The results show that the Red Fox is an opportunistic feeder, and capable of adapting to a variety of dietary items.

Keywords: Anthropogenic items, dietary behaviour, livestock carrion, scats, seasonal diet, wild prey.

Editor: Honnavalli N. Kumara, Salim Ali Centre for Ornithology and Natural History, Coimbatore, India. **Date of publication:** 26 January 2023 (online & print)

Citation: Bhat, K.A., B.A. Bhat, B.A. Ganai, A. Majeed, N. Khurshid & M. Manzoor (2023). Food habits of the Red Fox *Vulpes vulpes* (Mammalia: Carnivora: Canidae) in Dachigam National Park of the Kashmir Himalaya, India. *Journal of Threatened Taxa* 15(1): 22364–22370. <https://doi.org/10.11609/jott.7714.15.1.22364-22370>

Copyright: © Bhat et al. 2023. Creative Commons Attribution 4.0 International License. JoTT allows unrestricted use, reproduction, and distribution of this article in any medium by providing adequate credit to the author(s) and the source of publication.

Funding: The present study is a part of the PhD work of the first author and was carried out without any funding.

Competing interests: The authors declare no competing interests.

Author details: KULSUM AHMAD BHAT, AAMIR MAJEED, NAZIYA KHURSHID and MUNIZA MANZOOR are pursuing PhD in Zoology at the University of Kashmir. DR. BILAL AHMAD BHAT is currently working as Assistant Professor in the Department of Zoology, University of Kashmir Srinagar, UT of Jammu & Kashmir, India and is actively involved in guiding PhD research scholars and teaching conservation biology, wildlife ecology and management. He is presently running two major research projects on Himalayan Goral and Markhor *Capra falconeri* as Principal Investigator with funding from DST-SERB and Ministry of Education under RUSA. BASHIR A. GANAI is a Professor in the Centre of Research for Development (CORD) at the University of Kashmir and is actively engaged in guiding research scholars working in the fields of molecular biology, phytochemistry and biochemistry.

Author contributions: Kulsum Ahmad Bhat, Aamir Majeed, Naziya Khurshid and Muniza Manzoor conducted field surveys and collected scat samples from hilly terrain of Dachigam National Park. Bilal A. Bhat and Bashir A. Ganai are mentors and helped the first author in analysis and writing of the manuscript.

Acknowledgements: Authors are grateful to the Department of Wildlife Protection, Govt. of Jammu & Kashmir for providing necessary permission to work in Dachigam National Park. Sincere thanks are due to the Department of Zoology and CORD, University of Kashmir for providing laboratory facilities.



INTRODUCTION

The Red Fox is cosmopolitan in distribution (Hegglin et al. 2001; McDonald & Reynolds 2008) with opportunistic feeding behaviour (Vlachos et al. 2010; Lanszki et al. 2018; Alexandre et al. 2020; Jähren et al. 2020). The species is the most widespread wild canid in India and is distributed across the Himalayan and Trans-Himalayan ranges in the north and the desert region in the north-west (Ghoshal et al. 2015; Reshamwala et al. 2018). The species has managed to survive over almost all of its former range irrespective of habitat destruction and anthropogenic pressure (Jähren et al. 2020). The enormous range of the Red Fox is evidence of its adaptability and opportunistic behavior (Delibes-Mateos et al. 2008). The diet of Red Fox is highly diverse, both in space and time, which allows the species to survive in diverse habitats (Cavallini & Volpi 1995; Cagnacci et al. 2003).

The elusive and nocturnal habits of the animal make direct observations difficult in the field. Therefore, the use of scats is common and extensive method to investigate its food habits (Descalzo et al. 2020). This investigation is based upon examining a collection of scat samples for a thorough dietary analysis of the canid species in the Dachigam National Park (DNP) of Kashmir Himalaya. Being a key meso-carnivore in most parts of the world with its known ecological role (Sánchez 2018), it may be of crucial importance to the ecology of Kashmir Himalaya as well. Meso-carnivores like Red Fox occupy a central position in the food web and any change in their ecology may affect higher and lower trophic levels (Sánchez 2018). A thorough investigation of its seasonal food habits is, therefore, necessary for understanding the pattern of distribution of this canid species in and around DNP. The available information on the diet and prey preferences of Red Foxes in the northwestern Himalayan region is scanty (Reshamwala et al. 2018). With this background, the present study was undertaken in the DNP to augment the existing literature in this region. The study will help further in understanding the role of human subsidies in driving this canid species outside the National Park.

MATERIALS AND METHODS

Study area

The intensive study area, Dachigam National Park (DNP), a key protected area of Kashmir Himalaya lies in the northwestern Himalayan landscape (Image 1). The

mountain ranges surrounding Dachigam are a part of the great Zaskar Range, which forms the north-west branch of the central Himalayan axis. The geographical location is roughly between 34.083–34.183 °N and 74.883–75.150 °E (Rodgers et al. 2000). The landscape is dominated by high mountains, rugged cliffs, and high-altitude pastures with an elevation of 1,676–4,267 m. The climate of the area is sub-Mediterranean to temperate with varying degrees of precipitation and dryness. The maximum average temperature recorded in summer is 27°C and in winter a minimum of 2°C. The annual average rainfall recorded is about 660 mm with snow as the main source of precipitation. The vegetation structure of Dachigam is typically Himalayan moist temperate with sub-alpine and alpine forest types (Champion & Seth 1968). The faunal elements of the national park include Hangul Deer *Cervus hanglu hanglu*, Himalayan Grey Langur *Semnopithecus ajax*, Golden Jackal *Canis aureus*, Common Leopard *Panthera pardus*, & Asiatic Black Bear *Ursus thibetanus* are major mammals whereas Black Bulbul *Hypsipetes leucocephalus*, Yellow-billed Magpie *Urocissa flavirostris*, & Blue Whistling Thrush *Myophonus caeruleus* are the birds usually found in DNP.

Collection of samples

A total of 246 scats of Red Fox were collected along systematic transects and opportunistically whenever found in and around the fringe areas of the study site and analysed. The scat samples were collected monthly from December 2017 to November 2018 along 12 transects, covering different habitat types and altitudinal zones. The total transect effort was 319 km for all seasons (Figure 1). The scats of Red Fox were identified on the basis of certain features such as shape, size, odour, and quantity typical to that of the relative species, following a standard protocol (Vanak & Mukherjee 2008). The sites were also searched for fox dens, rock crevices, and burrows in order to increase scat samples. The location, date, associated marking signs, and GPS location were recorded for each scat using a handheld global positioning system. The scats were collected in paper bags with a unique identification number, transported to the laboratory for further analysis and stored at -20°C until processing (Ciucci et al. 1996).

Laboratory analysis

The scats were decontaminated in an oven at 80°C to eradicate any parasitic infection frequently found in canid scats (Eddine et al. 2017) and then rinsed with tap water through a sieve of BSS 120 having a pore size of 125 µm so that the digested material could

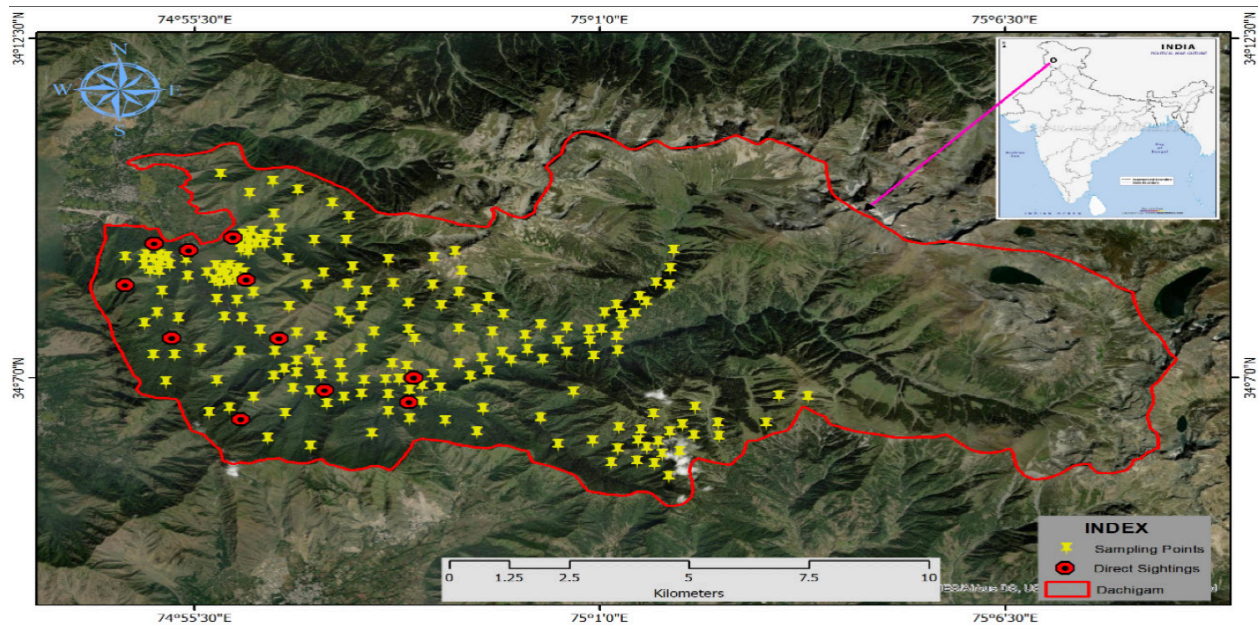


Image 1. Locations of scat samples and direct sightings of Red Fox in Dachigam National Park.

pass through the sieve. The remains were separated macroscopically for identification of prey items such as the claws, teeth, bones, seeds, insects, hairs, feathers, grasses & other plant materials, and human subsidies like pieces of cloth, paper, and plastic. The hairs were then dried in an oven at 47°C for 48 hours and then soaked overnight in absolute alcohol to remove any wax depositions and moisture. Sampled hairs were mounted on slides and observed under a microscope. Hairs were microscopically examined to the lowest taxonomic level possible by comparison with reference hair collections. The medullary pattern of the hair was compared with the reference slides as well as the reference guide (Mukherjee et al. 1994; Bahuguna et al. 2010). Flight feathers of some birds recovered from the scats were identified on the basis of their color, shape and structure (Fraigneau 2017). Moreover, feathers from some scats in the fringe areas of DNP were compared with the remains of domestic fowl left over by Red Fox near scats.

Statistical analysis

Diet was expressed in terms of frequency of occurrence (scats with food item (i) / number of scats) multiplied by 100 (Mahmood & Nadeem 2011) and relative frequency of each food item (number of times a specific item was found) as a percentage of all items identified (Ackerman et al. 1984; Amroun et al. 2006). Seasonal differences in the prey species in the diet were verified using chi-square (χ^2) test where differences at $p < 0.05$ reflected significance.

RESULTS

The overall diet composition of the Red Fox included 18 items across all seasons. The food items were broadly classified into rodents, wild carrion, livestock carrion, birds, plants, invertebrates (insects), and human subsidies. Rodents were the major food item with a relative percent occurrence of 26.81 followed by vegetation (25.64), wild carrion (17.01), insects (13.84), birds (7.43), livestock carrion (5.72), and human subsidies (3.45). Hair analysis revealed that among Wild Carrion, Himalayan Grey Langur contributed most to the diet (15.57%), followed by Hangul Deer with 1.44%. Among the livestock species, sheep *Ovis aries* contributed most to the diet (2.88%), followed by Domestic Fowl *Gallus gallus domesticus* & Goat *Capra aegagrus hircus* with a relative percent occurrence of 1.14 & 0.85, respectively. Cow *Bos taurus* & Horse (*Equus ferus*) were represented least with a relative percent occurrence of 0.57 & 0.28, respectively. Of the total hair samples, 2.9% remained unidentified. Invertebrates (insects) contributed significantly (13.84%) to the diet. Vegetation was represented by grasses (12.39%) and wild seeds (10.67%). The birds constituted 7.43% of the diet. Human subsidies constituted the lowest proportion in the diet with a relative occurrence of 3.45% (Table 1, Figure 2). The fox occurrence showed a positive association with the availability of human subsidies along the adjoining areas, with increased sightings around human settlements and orchards. Thus, human

Table 1. Diet composition of the Red Fox in Dachigam National Park (Fi = frequency of occurrence, n = number of appearances of food items, and N = number of scats).

Food items	Winter N = 74		Spring N = 62		Summer N = 51		Autumn N = 59		Total N = 246		χ ² Value	P Value
	n	Fi	n	Fi	n	Fi	n	Fi	n	Fi		
Rodents	21	28.3	32	51.61	22	43.13	18	30.50	93	37.80	4.763	>0.05
Wild carrion	13	17.56	19	30.64	16	31.37	11	18.64	59	23.98	2.491	>0.05
Livestock carrion	11	14.86	3	4.83	3	5.88	3	5.08	20	8.13	9.600	<0.05
Birds	5	6.75	9	14.51	6	11.76	6	10.16	26	10.56	3.261	>0.05
Plants	27	36.48	29	46.77	17	33.33	16	27.11	89	36.17	6.056	>0.05
Invertebrates (Insects)	9	12.16	20	32.25	12	23.52	7	11.86	48	19.51	8.167	<0.05
Human subsidies	8	10.81	0	0	2	3.92	2	3.89	12	4.87	6.000	<0.05

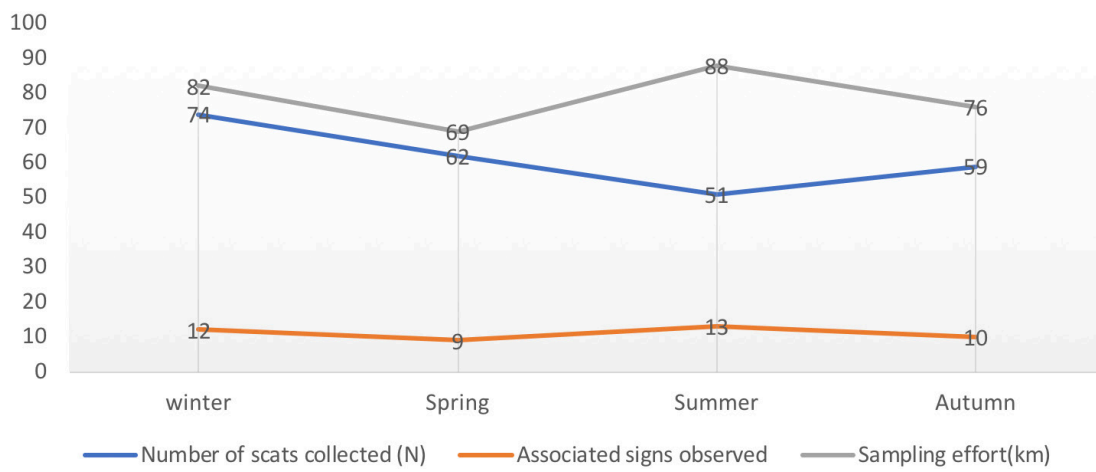


Figure 1. Details of sampling efforts (December 2017–November 2018).

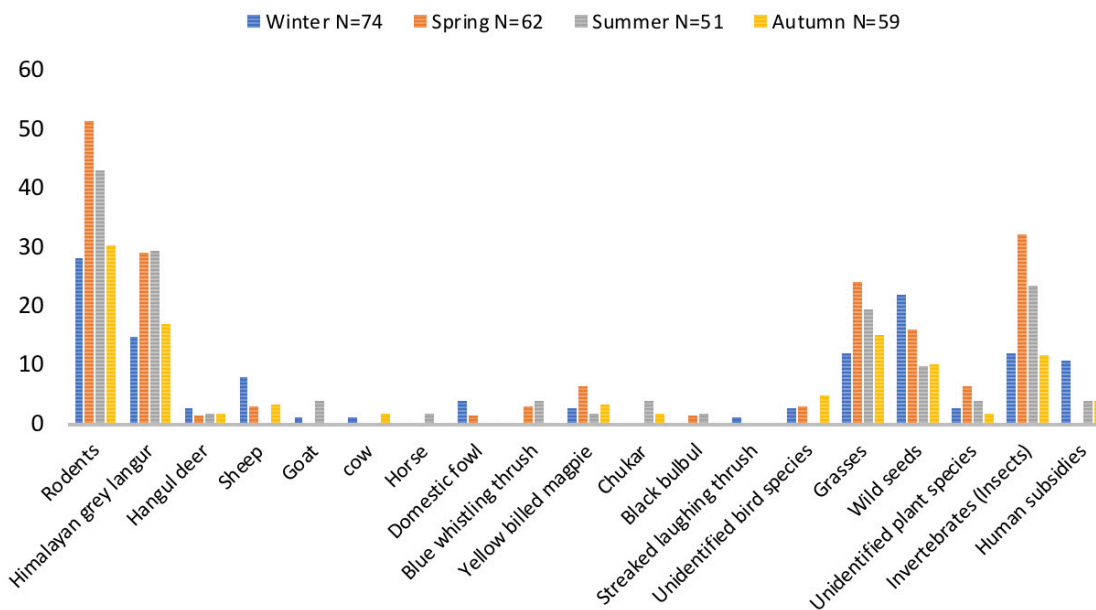


Figure 2. Percent occurrence of food items in the diet of Red Fox in Dachigam National Park.



Image 2. Red Fox in different habitat types of Dachigam National Park.

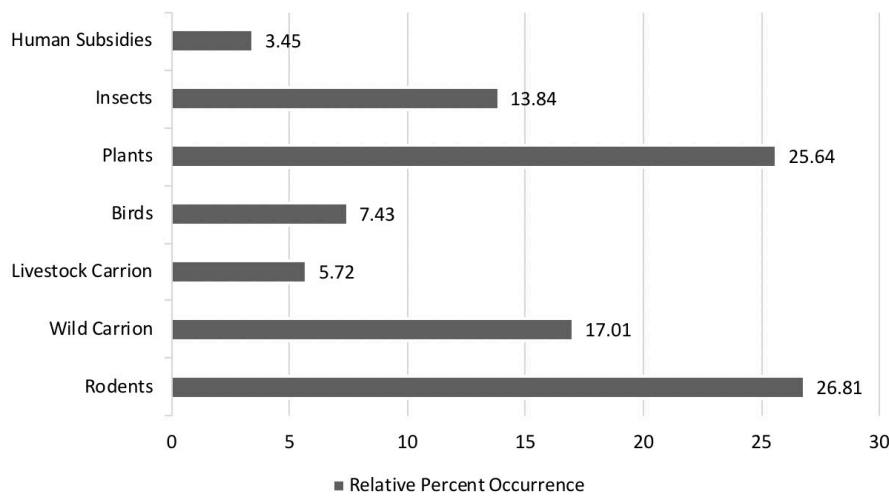


Figure 3. Relative percent occurrence of food items in the diet of Red Fox.

subsidies attracted Red Foxes and constituted an important part of their diet, especially during harsh winter. Chi square analysis has revealed that there is a significant difference ($p < 0.05$) in the consumption of livestock carrion, invertebrates and human subsidies. The rest of the prey types (rodents, wild carrion, birds, and plants) did not differ significantly across seasons ($p > 0.05$).

DISCUSSION

The diet of the Red Fox in the Dachigam National Park was dominated by rodents, wild carrion, plants and invertebrates (Figure 3). The rodents were a major source in the diet without following any habitat or temporal pattern. This is in conformity with Reshamwala et al.

(2018). A variety of food items in the diet of Red Fox in the DNP showed that its feeding behavior is of generalist and opportunistic type, which is consistent with several previous workers (Macdonald 1980; Cavallini & Lovari 1991; Dell'Arte et al. 2007; Hartová-Nentvichova et al. 2010). During the warm season a broader trophic niche was witnessed owing to diverse food availability compared to a narrower niche during colder months when the food resources were scarce. This seasonal variation in the diet was obtained and this may be due to seasonal habitat utilization patterns as confirmed by Jędrzejewski & Jędrzejewska (1992), Baltrūnaitė (2006), Sidorovich et al. (2006), and Díaz-Ruiz et al. (2013). It has been noted that among wild carrion, Himalayan Grey Langur always formed a substantial percentage of the Red Fox's diet. The reason being that the langur is preyed upon consistently by leopards across all habitats



Image 3. Steps of scat analysis, separation of prey items and preparation of slides.

and seasons owing to their abundance in the park (Shah et al. 2009). The Hangul Deer represented a small percentage in the diet of Red Fox indicating that the deer is infrequent in distribution (Khurshid et al. 2021). The low occurrence of Hangul in the diet of Red Fox may be due to scavenging. The Red Fox utilized insects (mostly beetles) and was often reported in spring and summer owing to their availability. This is in concurrence with Ricci et al. (1998), Ciampalini & Lovari (1985), and Calisti et al. (1990).

Significant consumption of vegetation in different seasons was revealed with grasses, wild seeds, and fruits (mostly *Malus domestica*, *Prunus avium*, *Pyrus* spp.) forming an important component of the Red Fox diet. Fruits such as apple, plum, cherry, berries, and pear are reported worldwide as part of the Red Fox diet (Basuony et al. 2005; Hartová-Nentvichova et al. 2010; Matías et al. 2010). Red Foxes play an important role in the dispersal and germination of seeds (Juan et al. 2006), it might be aiding in the dispersal and germination of seeds in our study site as well. Birds were preyed uniformly across seasons and habitats probably due to low hunting energy costs. The consumption of avian prey decreased during autumn and winter. This may be due to the reason that during spring and summer juveniles are learning to fly and thus are more vulnerable to predation risk (Cavallini & Volpi 1995).

The winter diet of Red Fox revealed that human subsidies formed an essential part and its utilization increased along the fringe areas in the form of garbage and improper disposal of livestock carcasses. Our study revealed that 6.71% of the diet of Red Fox consisted of livestock carrion which included sheep, goat, horse, and domestic fowl. This finding is similar to previous studies (Doncaster et al. 1990; Saunders et al. 1993; Contesse et al. 2004; Mateos et al. 2007; Killengreen et al. 2011). Most of these studies suggest that the reason behind

this might be the easier availability of human subsidies than natural prey items.

Red Foxes generally eat and hunt in a wide range of habitats and also show a seasonal shift in their food preferences. They sustain themselves on available food but become scavengers when food is limited (Basuony et al. 2005). This was attributed to the seasonal availability of different dietary items. Our findings suggest that foraging of the Red Fox with reference to human subsidies needs further investigation in the north western landscape for strengthening the understanding of the critical facets of this carnivore.

REFERENCES

- Ackerman, B., F.G. Lindzey & T.P. Hemker (1984). Cougar food habits in southern Utah. *The Journal of Wildlife Management* 48(1): 147–155.
- Alexandre, M., D. Hipólito, E. Ferreira, C. Fonseca & L.M. Rosalino (2020). Humans do matter: determinants of Red Fox (*Vulpes vulpes*) presence in a western Mediterranean landscape. *Mammal Research* 65(2): 203–214.
- Amroun, M., P. Giraudoux & P. Delattre (2006). A comparative study of the diets of two sympatric carnivores—the golden jackal (*Canis aureus*) and the common genet (*Genetta genetta*)—in Kabylia. *Mammalia* 70(3–4): 247–254.
- Bahuguna, A. (2010). *Species identification from guard hair of selected Indian mammals: a reference guide*. Wildlife Institute of India, Dehradun, 460 pp.
- Baltrūnaitė, L. (2006). Diet and winter habitat use of the Red Fox, pine marten and raccoon dog in Dzūkija National Park, Lithuania. *Acta Zoologica Lituonica* 16(1): 46–53.
- Basuony, M., M. Saleh, A. Riad & W. Fathy (2005). Food composition and feeding ecology of the Red Fox *Vulpes vulpes* (Linnaeus, 1758) in Egypt. *Egyptian Journal of Biology* 7: 96–102.
- Cagnacci, F., S. Lovari & A. Meriggi (2003). Carrion dependence and food habits of the Red Fox in an Alpine area. *Italian Journal of Zoology* 70(1): 31–38.
- Calisti, M., B. Ciampalini, S. Lovari & M. Lucherini (1990). Food habits and trophic niche variation of the Red Fox *Vulpes vulpes* (L., 1758) in a Mediterranean coastal area. *Revue d'écologie. Terre et Vie* 45(4): 309–320.
- Cavallini, P. & S. Lovari (1991). Environmental factors influencing the use of habitat in the Fox, *Vulpes vulpes*. *Journal of Zoology* 223(2): 323–339.

- Cavallini, P. & T. Volpi (1995). Biases in the analysis of the diet of the Red Fox *Vulpes vulpes*. *Wildlife Biology* 1(1): 243–248.
- Champion, H.G. & S.K. Seth (1968). *A revised survey of the forest types of India*. Manager of publications, Govt. of India, Delhi, 403 pp.
- Ciampalini, B. & S. Lovari (1985). Food habits and trophic niche overlap of the badger (*Meles meles* L.) and the Red Fox (*Vulpes vulpes* L.) in a Mediterranean coastal area. *Zeitschrift für Säugetierkunde* 50(4): 226–234.
- Ciucci, P., L. Boitani, E.R. Pelliccioni, M. Rocco & I. Guy (1996). A comparison of scat-analysis methods to assess the diet of the wolf *Canis lupus*. *Wildlife Biology* 2(3): 37–48.
- Cotese, P., D. Hegglin, S. Gloor, F. Bontadina & P. Deplazes (2004). The diet of urban foxes (*Vulpes vulpes*) and the availability of anthropogenic food in the city of Zurich, Switzerland. *Mammalian Biology* 69(2): 81–95.
- Dell'Arte, G.L., T. Laaksonen, K. Norrdahl & E. Korpimäki (2007). Variation in the diet composition of a generalist predator, the Red Fox, in relation to season and density of main prey. *Acta Oecologica* 31(3): 276–281.
- Delibes-Mateos, M., J.F. De Simon, R. Villafuerte & P. Ferreras (2008). Feeding responses of the Red Fox (*Vulpes vulpes*) to different wild rabbit (*Oryctolagus cuniculus*) densities: a regional approach. *European Journal of Wildlife Research* 54(1): 71–78.
- Descalzo, E., J.A. Torres, P. Ferreras & F. Diaz-Ruiz (2020). Methodological improvements for detecting and identifying scats of an expanding mesocarnivore in south-western Europe. *Mammalian Biology* 101: 71–81. <https://doi.org/10.1007/s42991-020-00062-6>
- Díaz-Ruiz, F., M. Delibes-Mateos, J.L. García-Moreno, J.M. López-Martín, C. Ferreira & P. Ferreras (2013). Biogeographical patterns in the diet of an opportunistic predator: the Red Fox *Vulpes vulpes* in the Iberian Peninsula. *Mammal Review* 43(1): 59–70.
- Doncaster, C.P., C.R. Dickman & D.W. Macdonald (1990). Feeding ecology of Red Foxes (*Vulpes vulpes*) in the city of Oxford, England. *Journal of Mammalogy* 71(2): 188–194.
- Eddine, A., N. Mostefai, K. De Smet, D. Klees, H. Ansoorge, Y. Karsene & P. van der Leer (2017). Diet composition of a newly recognized canid species, the African golden wolf (*Canis anthus*), in northern Algeria. *Annales Zoologici Fennici* 54(5–6): 347–356.
- Fraigneau, C. (2017). *Feathers: An Identification Guide to the Feathers of Western European Birds*. Delachaux et Niestle, 400 pp.
- Ghoshal, A., Y.V. Bhatnagar, C. Mishra & K. Suryawanshi (2015). Response of the Red Fox to expansion of human habitation in the Trans-Himalayan mountains. *European Journal of Wildlife Research* 62(1): 131–136.
- Hartová-Nentvichová, M., M. Šálek, J. Červený & P. Koubek (2010). Variation in the diet of the Red Fox (*Vulpes vulpes*) in mountain habitats: effects of altitude and season. *Mammalian Biology* 75(4): 334–340.
- Hegglin, S., F. Gloor, D. Bontadina, and P. D. U. Breitenmoser (2001). The rise of urban fox population in Switzerland. *Mammal Biology* 66: 155–164.
- Jahren, T., M. Odden, J.D. Linnell & M. Panzacchi (2020). The impact of human land use and landscape productivity on population dynamics of Red Fox in southeastern Norway. *Mammal Research* 65(3): 503–516.
- Jędrzejewski, W. & B. Jędrzejewska (1992). Foraging and diet of the Red Fox *Vulpes vulpes* in relation to variable food resources in Biatowieza National Park, Poland. *Ecography* 15(2): 212–220.
- Juan, T., A. Sagarrio, H. Jesús & C.M. Cristina (2006). Red Fox (*Vulpes vulpes* L.) favour seed dispersal, germination and seedling survival of Mediterranean Hackberry (*Celtis australis* L.). *Acta Oecologica* 30(1): 39–45.
- Khurshid, N., H. Tak, R. Nazir, K.A. Bhat & M. Manzoor (2021). On the epidemiology of helminth parasites in Hangul Deer *Cervus hanglu hanglu* (Mammalia: Artiodactyla: Cervidae) of Dachigam National Park, India. *Journal of Threatened Taxa* 13(1): 17517–17520. <https://doi.org/10.11609/jott.5179.13.1.17517-17520>
- Killengreen, S.T., N. Lecomte, D. Ehrlich, T. Schott, N.G. Yoccoz & R.A. Ims (2011). The importance of marine vs. human-induced subsidies in the maintenance of an expanding mesocarnivore in the arctic tundra. *Journal of Animal Ecology* 80(5): 1049–1060.
- Lanszki, J., N. Nagyapáti & A. Kurys (2018). Long-term changes in the diet of the Red Fox in an agricultural area. *Mammal Study* 44(1): 33–40.
- Macdonald, D.W. (1980). The Red Fox, *Vulpes vulpes*, as a predator upon earthworms, *Lumbricus terrestris*. *Zeitschrift für Tierpsychologie* 52(2): 171–200.
- Mahmood, T. & M.S. Nadeem (2011). Population estimates, habitat preference and the diet of small Indian mongoose (*Herpestes javanicus*) in Potohar Plateau, Pakistan. *Pakistan Journal of Zoology* 43(1): 103–111.
- Matias, L., R. Zamora, I. Mendoza & J.A. Hódar (2010). Seed dispersal patterns by large frugivorous mammals in a degraded mosaic landscape. *Restoration Ecology* 18(5): 619–627.
- Mateos M.D., J.F. Simon, R. Villafuerte & P. Ferreras (2007). Feeding responses of the Red Fox (*Vulpes vulpes*) to different wild rabbit (*Oryctolagus cuniculus*) densities: a regional approach. *European Journal of Wildlife Research* 54(1): 71–78.
- Mukherjee S., S.P. Goyal & R. Chellam (1994). Standardisation of scat analysis techniques for leopard (*Panthera pardus*) in Gir national park, western India. *Mammalia* 58: 139–143.
- Reshamwala, H.S., S. Shrotriya, B. Bora, S. Lyngdoh, R. Dirzo & B. Habib (2018). Anthropogenic food subsidies change the pattern of Red Fox diet and occurrence across Trans-Himalayas, India. *Journal of Arid Environments* 150: 15–20.
- Ricci, S., I. Colombini, M. Fallaci, C. Scoccianti & L. Chelazzi (1998). Arthropods as bioindicators of the Red Fox foraging activity in a Mediterranean beach-dune system. *Journal of Arid Environments* 38(3): 335–348.
- Rodgers, W.A. (2000). Wildlife protected area network in India: A review executive summary. Wildlife Institute of India, Dehradun, 44 pp.
- Sánchez, D.C. (2018). Determinant factors for mesocarnivore distribution patterns along a gradient of anthropogenic influence. PhD thesis. Faculty of Applied Ecology, Agricultural Sciences and Biotechnology (A-EAB), Inland Norway University of Applied Sciences, 43 pp.
- Saunders, G., P.C.L. White, S. Harris & J.M.V. Rayner (1993). Urban foxes (*Vulpes vulpes*): food acquisition, time and energy budgeting of a generalized predator. In *Symposia of the Zoological Society of London* 65(4): 215–234.
- Shah, G.M., U. Jan, B.A. Bhat, F. Ahmad & J. Ahmad (2009). Food habits of the leopard *Panthera pardus* in Dachigam National Park, Kashmir, India. *Journal of Threatened Taxa* 1(3): 184–185. <https://doi.org/10.11609/JoTT.o1833.184-5>
- Sidorovich, V.E., A.A. Sidorovich & I.V. Izotova (2006). Variations in the diet and population density of the Red Fox *Vulpes vulpes* in the mixed woodlands of northern Belarus. *Mammalian Biology* 71(2): 74–89.
- Vanak, A.T. & S. Mukherjee (2008). Identification of scat of Indian fox, jungle cat and golden jackal based on morphometrics. *Journal of the Bombay Natural History Society* 105: 212.
- Vlachos, C., K. Kitikidou, D. Bakaloudis, M. Papakosta & E. Chatzidakis (2010). Analyses of the food habits of the Red Fox and the stone marten in central Greece using a tree-fitting model. *Animal Production Research Advances* 6(1): 7–13.

Dr. George Mathew, Kerala Forest Research Institute, Peechi, India
Dr. John Noyes, Natural History Museum, London, UK
Dr. Albert G. Orr, Griffith University, Nathan, Australia
Dr. Sameer Padhye, Katholieke Universiteit Leuven, Belgium
Dr. Nancy van der Poorten, Toronto, Canada
Dr. Kareen Schnabel, NIWA, Wellington, New Zealand
Dr. R.M. Sharma, (Retd.) Scientist, Zoological Survey of India, Pune, India
Dr. Manju Siliwal, WILD, Coimbatore, Tamil Nadu, India
Dr. G.P. Sinha, Botanical Survey of India, Allahabad, India
Dr. K.A. Subramanian, Zoological Survey of India, New Alipore, Kolkata, India
Dr. P.M. Sureshan, Zoological Survey of India, Kozhikode, Kerala, India
Dr. R. Varatharajan, Manipur University, Imphal, Manipur, India
Dr. Eduard Vives, Museu de Ciències Naturals de Barcelona, Terrassa, Spain
Dr. James Young, Hong Kong Lepidopterists' Society, Hong Kong
Dr. R. Sundararaj, Institute of Wood Science & Technology, Bengaluru, India
Dr. M. Nithyanandan, Environmental Department, La Ala Al Kuwait Real Estate. Co. K.S.C., Kuwait
Dr. Himender Bharti, Punjabi University, Punjab, India
Mr. Purnendu Roy, London, UK
Dr. Saito Motoki, The Butterfly Society of Japan, Tokyo, Japan
Dr. Sanjay Sondhi, TITLI TRUST, Kalpavriksh, Dehradun, India
Dr. Nguyen Thi Phuong Lien, Vietnam Academy of Science and Technology, Hanoi, Vietnam
Dr. Nitin Kulkarni, Tropical Research Institute, Jabalpur, India
Dr. Robin Wen Jiang Ngiam, National Parks Board, Singapore
Dr. Lionel Monod, Natural History Museum of Geneva, Genève, Switzerland.
Dr. Asheesh Shivam, Nehru Gram Bharti University, Allahabad, India
Dr. Rosana Moreira da Rocha, Universidade Federal do Paraná, Curitiba, Brasil
Dr. Kurt R. Arnold, North Dakota State University, Saxony, Germany
Dr. James M. Carpenter, American Museum of Natural History, New York, USA
Dr. David M. Claborn, Missouri State University, Springfield, USA
Dr. Kareen Schnabel, Marine Biologist, Wellington, New Zealand
Dr. Amazonas Chagas Júnior, Universidade Federal de Mato Grosso, Cuiabá, Brasil
Mr. Moonson Yjoti Gogoi, Assam University, Silchar, Assam, India
Dr. Heo Chong Chin, Universiti Teknologi MARA (UiTM), Selangor, Malaysia
Dr. R.J. Shiel, University of Adelaide, SA 5005, Australia
Dr. Siddharth Kulkarni, The George Washington University, Washington, USA
Dr. Priyadarsanan Dharma Rajan, ATREE, Bengaluru, India
Dr. Phil Alderslade, CSIRO Marine And Atmospheric Research, Hobart, Australia
Dr. John E.N. Veron, Coral Reef Research, Townsville, Australia
Dr. Daniel Whitmore, State Museum of Natural History Stuttgart, Rosenstein, Germany.
Dr. Yu-Feng Hsu, National Taiwan Normal University, Taipei City, Taiwan
Dr. Keith V. Wolfe, Antioch, California, USA
Dr. Siddharth Kulkarni, The Hormiga Lab, The George Washington University, Washington, D.C., USA
Dr. Tomas Ditrich, Faculty of Education, University of South Bohemia in Ceske Budejovice, Czech Republic
Dr. Mihaly Foldvari, Natural History Museum, University of Oslo, Norway
Dr. V.P. Niyal, Wildlife Institute of India, Dehradun, Uttarakhand 248001, India
Dr. John T.D. Caleb, Zoological Survey of India, Kolkata, West Bengal, India
Dr. Priyadarsanan Dharma Rajan, Ashoka Trust for Research in Ecology and the Environment (ATREE), Royal Enclave, Bangalore, Karnataka, India

Fishes

Dr. Neelesh Dahanukar, IISER, Pune, Maharashtra, India
Dr. Topiltzin Contreras MacBeath, Universidad Autónoma del estado de Morelos, México
Dr. Heok Hee Ng, National University of Singapore, Science Drive, Singapore
Dr. Rajeev Raghavan, St. Albert's College, Kochi, Kerala, India
Dr. Robert D. Sluka, Chiltern Gateway Project, A Rocha UK, Southall, Middlesex, UK
Dr. E. Vivekanandan, Central Marine Fisheries Research Institute, Chennai, India
Dr. Davor Zanella, University of Zagreb, Zagreb, Croatia
Dr. A. Biju Kumar, University of Kerala, Thiruvananthapuram, Kerala, India
Dr. Akhilesh K.V., ICAR-Central Marine Fisheries Research Institute, Mumbai Research Centre, Mumbai, Maharashtra, India
Dr. J.A. Johnson, Wildlife Institute of India, Dehradun, Uttarakhand, India
Dr. R. Ravinesh, Gujarat Institute of Desert Ecology, Gujarat, India

Amphibians

Dr. Sushil K. Dutta, Indian Institute of Science, Bengaluru, Karnataka, India
Dr. Annemarie Ohler, Muséum national d'Histoire naturelle, Paris, France

Reptiles

Dr. Gernot Vogel, Heidelberg, Germany
Dr. Raju Vyas, Vadodara, Gujarat, India
Dr. Pritpal S. Soorae, Environment Agency, Abu Dhabi, UAE.
Prof. Dr. Wayne J. Fuller, Near East University, Mersin, Turkey
Prof. Chandrashekher U. Rivonker, Goa University, Taleigao Plateau, Goa, India
Dr. S.R. Ganesh, Chennai Snake Park, Chennai, Tamil Nadu, India
Dr. Himansu Sekhar Das, Terrestrial & Marine Biodiversity, Abu Dhabi, UAE

Birds

Dr. Hem Sagar Baral, Charles Sturt University, NSW Australia
Mr. H. Byju, Coimbatore, Tamil Nadu, India
Dr. Chris Bowden, Royal Society for the Protection of Birds, Sandy, UK
Dr. Priya Davidar, Pondicherry University, Kalapet, Puducherry, India
Dr. J.W. Duckworth, IUCN SSC, Bath, UK
Dr. Rajah Jayapal, SACON, Coimbatore, Tamil Nadu, India
Dr. Rajiv S. Kalsi, M.L.N. College, Yamuna Nagar, Haryana, India
Dr. V. Santharam, Rishi Valley Education Centre, Chittoor Dt., Andhra Pradesh, India
Dr. S. Balachandran, Bombay Natural History Society, Mumbai, India
Mr. J. Praveen, Bengaluru, India
Dr. C. Srinivasulu, Osmania University, Hyderabad, India
Dr. K.S. Gopi Sundar, International Crane Foundation, Baraboo, USA
Dr. Gombobaatar Sundev, Professor of Ornithology, Ulaanbaatar, Mongolia
Prof. Reuven Yosef, International Birding & Research Centre, Eilat, Israel
Dr. Taej Mundkur, Wetlands International, Wageningen, The Netherlands
Dr. Carol Inskipp, Bishop Auckland Co., Durham, UK
Dr. Tim Inskipp, Bishop Auckland Co., Durham, UK
Dr. V. Gokula, National College, Tiruchirappalli, Tamil Nadu, India
Dr. Arkady Lelej, Russian Academy of Sciences, Vladivostok, Russia
Dr. Simon Dowell, Science Director, Chester Zoo, UK
Dr. Mário Gabriel Santiago dos Santos, Universidade de Trás-os-Montes e Alto Douro, Quinta de Prados, Vila Real, Portugal
Dr. Grant Connette, Smithsonian Institution, Royal, VA, USA
Dr. M. Zafar-ul Islam, Prince Saud Al Faisal Wildlife Research Center, Taif, Saudi Arabia

Mammals

Dr. Giovanni Amori, CNR - Institute of Ecosystem Studies, Rome, Italy
Dr. Anwaruddin Chowdhury, Guwahati, India
Dr. David Mallon, Zoological Society of London, UK
Dr. Shomita Mukherjee, SACON, Coimbatore, Tamil Nadu, India
Dr. Angie Appel, Wild Cat Network, Germany
Dr. P.O. Nameer, Kerala Agricultural University, Thrissur, Kerala, India
Dr. Ian Redmond, UNEP Convention on Migratory Species, Lansdown, UK
Dr. Heidi S. Riddle, Riddle's Elephant and Wildlife Sanctuary, Arkansas, USA
Dr. Karin Schwartz, George Mason University, Fairfax, Virginia.
Dr. Lala A.K. Singh, Bhubaneswar, Orissa, India
Dr. Mewa Singh, Mysore University, Mysore, India
Dr. Paul Racey, University of Exeter, Devon, UK
Dr. Honnavalli N. Kumara, SACON, Anaikatty P.O., Coimbatore, Tamil Nadu, India
Dr. Nishith Dharaiya, HNG University, Patan, Gujarat, India
Dr. Spartaco Gippoliti, Socio Onorario Società Italiana per la Storia della Fauna "Giuseppe Altobello", Rome, Italy
Dr. Justus Joshua, Green Future Foundation, Tiruchirappalli, Tamil Nadu, India
Dr. H. Raghuram, The American College, Madurai, Tamil Nadu, India
Dr. Paul Bates, Harison Institute, Kent, UK
Dr. Jim Sanderson, Small Wild Cat Conservation Foundation, Hartford, USA
Dr. Dan Challenger, University of Kent, Canterbury, UK
Dr. David Mallon, Manchester Metropolitan University, Derbyshire, UK
Dr. Brian L. Cypher, California State University-Stanislaus, Bakersfield, CA
Dr. S.S. Talmale, Zoological Survey of India, Pune, Maharashtra, India
Prof. Karan Bahadur Shah, Budhanilakantha Municipality, Kathmandu, Nepal
Dr. Susan Cheyne, Borneo Nature Foundation International, Palangkaraja, Indonesia
Dr. Hemanta Kafley, Wildlife Sciences, Tarleton State University, Texas, USA

Other Disciplines

Dr. Aniruddha Belsare, Columbia MO 65203, USA (Veterinary)
Dr. Mandar S. Paingankar, University of Pune, Pune, Maharashtra, India (Molecular)
Dr. Jack Tordoff, Critical Ecosystem Partnership Fund, Arlington, USA (Communities)
Dr. Ulrike Streicher, University of Oregon, Eugene, USA (Veterinary)
Dr. Hari Balasubramanian, EcoAdvisors, Nova Scotia, Canada (Communities)
Dr. Rayanna Hellem Santos Bezerra, Universidade Federal de Sergipe, São Cristóvão, Brazil
Dr. Jamie R. Wood, Landcare Research, Canterbury, New Zealand
Dr. Wendy Collinson-Jonker, Endangered Wildlife Trust, Gauteng, South Africa
Dr. Rajeshkumar G. Jani, Anand Agricultural University, Anand, Gujarat, India
Dr. O.N. Tiwari, Senior Scientist, ICAR-Indian Agricultural Research Institute (IARI), New Delhi, India
Dr. L.D. Singla, Guru Angad Dev Veterinary and Animal Sciences University, Ludhiana, India
Dr. Rupika S. Rajakaruna, University of Peradeniya, Peradeniya, Sri Lanka
Dr. Bahar Baviskar, Wild-CER, Nagpur, Maharashtra 440013, India

Reviewers 2019–2021

Due to paucity of space, the list of reviewers for 2018–2020 is available online.

The opinions expressed by the authors do not reflect the views of the Journal of Threatened Taxa, Wildlife Information Liaison Development Society, Zoo Outreach Organization, or any of the partners. The journal, the publisher, the host, and the partners are not responsible for the accuracy of the political boundaries shown in the maps by the authors.

Journal of Threatened Taxa is indexed/abstracted in Bibliography of Systematic Mycology, Biological Abstracts, BIOSIS Previews, CAB Abstracts, EBSCO, Google Scholar, Index Copernicus, Index Fungorum, JournalSeek, National Academy of Agricultural Sciences, NewJour, OCLC WorldCat, SCOPUS, Stanford University Libraries, Virtual Library of Biology, Zoological Records.

NAAS rating (India) 5.64

Print copies of the Journal are available at cost. Write to:
The Managing Editor, JoTT,
c/o Wildlife Information Liaison Development Society,
43/2 Varadarajulu Nagar, 5th Street West, Ganapathy, Coimbatore,
Tamil Nadu 641035, India
ravi@threatenedtaxa.org



www.threatenedtaxa.org

OPEN ACCESS



The Journal of Threatened Taxa (JoTT) is dedicated to building evidence for conservation globally by publishing peer-reviewed articles online every month at a reasonably rapid rate at www.threatenedtaxa.org. All articles published in JoTT are registered under [Creative Commons Attribution 4.0 International License](https://creativecommons.org/licenses/by/4.0/) unless otherwise mentioned. JoTT allows unrestricted use, reproduction, and distribution of articles in any medium by providing adequate credit to the author(s) and the source of publication.

ISSN 0974-7907 (Online) | ISSN 0974-7893 (Print)

January 2023 | Vol. 15 | No. 1 | Pages: 22355–22558

Date of Publication: 26 January 2023 (Online & Print)

DOI: 10.11609/jott.2023.15.1.22355-22558

Communications

Asiatic Black Bear *Ursus thibetanus* attacks in Kashmir Valley, India

– Aaliya Mir, Shanmugavelu Swaminathan, Rashid Y. Naqash, Thomas Sharp & Attur Shanmugam Arun, Pp. 22355–22363

Food habits of the Red Fox *Vulpes vulpes* (Mammalia: Carnivora: Canidae) in Dachigam National Park of the Kashmir Himalaya, India

– Kulsum Ahmad Bhat, Bilal A. Bhat, Bashir A. Ganai, Aamir Majeed, Naziya Khurshid & Muniza Manzoor, Pp. 22364–22370

Status distribution and factors affecting the habitat selection by Sambar Deer *Rusa unicolor* in Pench Tiger Reserve, Madhya Pradesh, India

– Abdul Haleem & Orus Ilyas, Pp. 22371–22380

Assessing illegal trade networks of two species of pangolins through a questionnaire survey in Nepal

– Nikita Phuyal, Bipana Maiya Sadadev, Reeta Khulal, Rashmi Bhatt, Santosh Bajagain, Nirjala Raut & Bijaya Dhama, Pp. 22381–22391

First occurrence record of Indian Roundleaf Bat *Hipposideros lankadiva* in Rajasthan, India

– Dharmendra Khandal, Dau Lal Bohra & Shyamkant S. Talmale, Pp. 22392–22398

Food availability and food selectivity of Sri Lanka Grey Hornbill *Ocyrceros gingalensis* Shaw, 1811 in Mihintale Sanctuary, Sri Lanka

– Iresha Wijerathne, Pavithra Panduwawala & Sriyani Wickramasinghe, Pp. 22399–22409

Conservation significance of Changaram wetlands - a key wintering site for migratory shorebirds and other waterbirds in the western coast of Kerala, India

– Jasmine Anand, H. Byju, Aymen Nefla, S. Abhijith, Omer R Reshi & K.M. Aarif, Pp. 22410–22418

Long-term monitoring of pelicans in National Chambal Sanctuary, India

– Lala A.K. Singh & Rishikesh Sharma, Pp. 22419–22429

A checklist of avifauna of Mangalore University, Karnataka, India

– K. Maxim Rodrigues, K. Vineeth Kumar, Vivek Hasyagar, M.C. Prashantha Krishna & Deepak Naik, Pp. 22430–22439

Biology of *Bhutanitis ludlowi* Gabriel, 1942 (Lepidoptera: Papilionidae) Bumdeling Wildlife Sanctuary, Bhutan

– Tshering Dendup, Namgay Shacha, Karma Tempa & Tez Bdr Ghalley, Pp. 22440–22447

Biodiversity of butterflies (Lepidoptera: Rhopalocera) in the protected landscape of Nandhour, Uttarakhand, India

– Hem Chandra, Manoj Kumar Arya & Aman Verma, Pp. 22448–22470

A comparison of four sampling techniques for assessing species richness of adult odonates at riverbanks

– Apeksha Darshetkar, Ankur Patwardhan & Pankaj Koparde, Pp. 22471–22478

Floristic diversity of native wild ornamental plants of Aravalli Hill Range: a case study from district Rewari, Haryana, India

– Pradeep Bansal, Amrender Singh Rao, Surender Singh Yadav, M.S. Bhandoria & S.S. Dash, Pp. 22479–22493

Flowering and fruiting of Tape Seagrass *Enhalus acoroides* (L.f.) Royle from the Andaman Islands: observations from inflorescence buds to dehiscent fruits

– Swapnali Gole, Sivakumar Kuppusamy, Himansu Das & Jeyaraj Antony Johnson, Pp. 22494–22500

Short Communications

Status of Swamp Deer *Rucervus duvaucelii duvaucelii* (G. Cuvier, 1823) in grassland-wetland habitats in Dudhwa Tiger Reserve, India

– Sankarshan Rastogi, Ashish Bista, Sanjay Kumar Pathak, Pranav Chanchani & Mudit Gupta, Pp. 22501–22504

First photographic evidence of Indian Pangolin *Manis crassicaudata* Geoffroy, 1803 (Mammalia: Pholidota: Manidae), in Colonel Sher Jung National Park, Himachal Pradesh, India

– Nidhi Singh, Urjit Bhatt, Saurav Chaudhary & Salvador Lyngdoh, Pp. 22505–22509

The Marine Otter *Lontra felina* (Molina, 1782) (Mammalia: Carnivora: Mustelidae) along the marine protected areas in Peru

– José Pizarro-Neyra, Pp. 22510–22514

First record of the genus *Acropyga* Roger, 1862 (Hymenoptera: Formicidae: Formicinae) in Kerala, India

– Merin Elizabeth George & Gopalan Prasad, Pp. 22515–22521

First report of a coreid bug *Aurelianus yunnananus* Xiong, 1987 (Hemiptera: Heteroptera: Coreidae) from India

– Hemant V. Ghate, Pratik Pansare & Rahul Lodh, Pp. 22522–22527

First record of the long-horned beetle *Niphona fuscatrix* (Fabricius, 1792) (Coleoptera: Cerambycidae: Lamiinae) from the Western Ghats, India

– Yogesh K. Mane, Priyanka B. Patil & Sunil M. Gaikwad, Pp. 22528–22532

Incidence of *Clinostomum complanatum* (Trematoda: Clinostomidae) in *Trichogaster fasciata* (Actinopterygii: Osphronemidae), the first report from Deepor Beel, Assam, India

– Bobita Bordoloi & Arup Kumar Hazarika, Pp. 22533–22537

Sauromatum horsfieldii (Araceae): a new addition to the flora of Manipur, northeastern India

– Kazuhrii Eshuo & Adani Lokho, Pp. 22538–22542

Rhynchostegiella menadensis (Sande Lac.) E.B. Bartram and *R. scabriseta* (Schwagr.) Broth.: two new records of mosses (Brachytheciaceae: Bryophyta) for peninsular India

– V.K. Rajilesh, C.N. Manju & R. Prakashkumar, Pp. 22543–22547

Notes

Installation of hot boxes for conservation in the last nursery roost of Greater Horseshoe Bats *Rhinolophus ferrumequinum* in Austria

– Lukas Zangl, Alexander Gutstein, Wolfgang Paill, Edmund Weiss & Peter Sackl, Pp. 22548–22550

New prey record of giant ladybird beetle *Anisolemnia dilatata* (Fabricius) (Coccinellidae: Coleoptera) feeding on Som Plant Aphid *Aiceona* sp.

– Suprakash Pal, Biwash Gurung, Ponnusamy Natarajan & Partha Sarathi Medda, Pp. 22551–22555

Book Review

Book Review - Under the Feet of Living Things

Editors — Aparajita Datta, Rohan Arthur & T.R. Shankar Raman

– Review by Melito Prinson Pinto, Pp. 22556–22558

Publisher & Host

